

T245 HDK

Skid Steer Loader



Parts Manual

Publication No. 046926

Serial number LM001746

Onward

THOMAS EQUIPMENT LIABILITY WARRANTY

THE WARRANTY IS THE ONLY OBLIGATION OF THOMAS OR A THOMAS DEALER TO THE PURCHASER OR ANYONE ELSE CONCERNING A PRODUCT, ITS SERVICE, ITS USE OR PERFORMANCE OR ITS LOSS OF USE OR FAILURE TO PERFORM. NEITHER THOMAS NOR A THOMAS DEALER HAVE MADE AND NEITHER WILL MAKE ANY OTHER EXPRESSED OR IMPLIED REPRESENTATION, WARRANTY OR AGREEMENT CONCERNING A PRODUCT. NEITHER THOMAS NOR A THOMAS DEALER HAVE MADE OR WILL MAKE ANY REPRESENTATION, WARRANTY OR AGREEMENT CONCERNING A PRODUCTS MERCHANTABILITY OR OTHER QUALITY, ITS SUITABILITY FOR PURCHASER'S PURPOSE (EVEN IF A PURCHASER HAS INFORMED THOMAS OR A THOMAS DEALER OF THAT PURPOSE), ITS DURABILITY, PERFORMANCE OR OTHER CONDITION.

EVEN IF THOMAS OR A THOMAS DEALER WAS ADVISED OF THE POSSIBILITY OF SUCH LOSS, NEITHER THOMAS NOR A THOMAS DEALER WILL BE LIABLE TO PURCHASER OR ANYONE ELSE FOR ANY INDIRECT, INCIDENTAL CONSEQUENTIAL, PUNITIVE, ECONOMIC, COMMERCIAL, OR SPECIAL LOSS WHICH IS IN ANY WAY ASSOCIATED WITH A PRODUCT. THIS INCLUDES ANY LOSS OF USE OR NON-PERFORMANCE OF A PRODUCT, ANY REPLACEMENT RENTAL OR ACQUISITION COSTS, ANY LOSS OF REVENUE OR PROFITS, ANY FAILURE TO REALIZE EXPECTED SAVINGS, ANY INTEREST COSTS, ANY IMPAIRMENT OF OTHER GOODS, ANY INCONVENIENCE OR ANY LIABILITY OF PURCHASER TO ANY OTHER PERSON.



PURCHASER MAY NOT ATTEMPT TO ENLARGE ITS RIGHTS UNDER THE WARRANTY BY MAKING A CLAIM FOR INDEMNITY, FOR BREACH OF CONTRACT, FOR BREACH OF COLLATERAL WARRANTY, FOR A TORT (INCLUDING NEGLIGENCE, MISREPRESENTATION OR STRICT LIABILITY) OR BY CLAIMING ANY OTHER CAUSE OF ACTION.

THE WARRANTY IS A CONDITION OF SALE OF THE PRODUCT TO PURCHASER AND WILL THEREFORE APPLY EVEN IF PURCHASER ALLEGES THAT THERE IS A TOTAL FAILURE OF THE PRODUCT.


*N.B. Read and practice your **Thomas** operating and servicing instructions. Failure to do this may void your warranty.*

Publication Number 46926

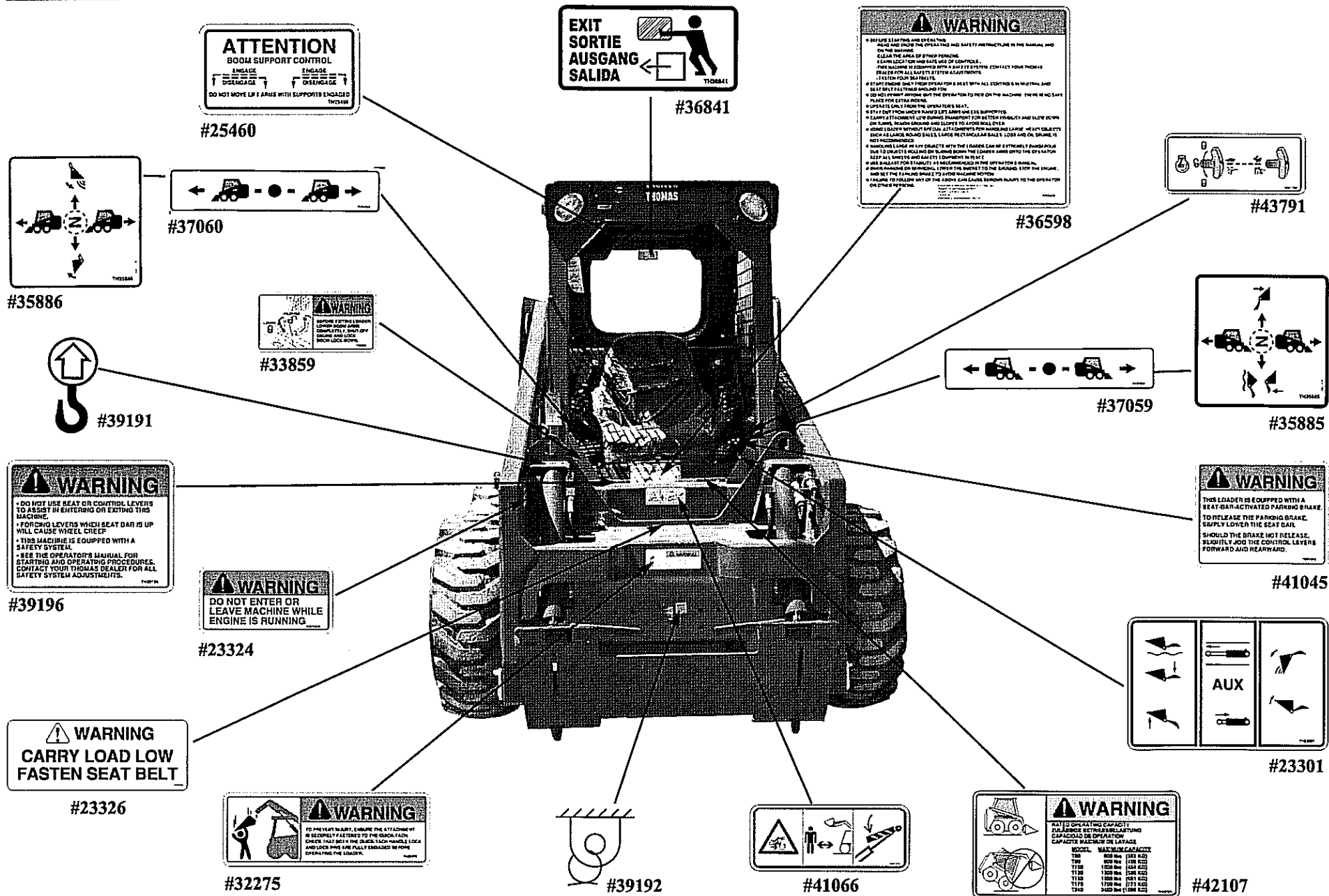
December 2000



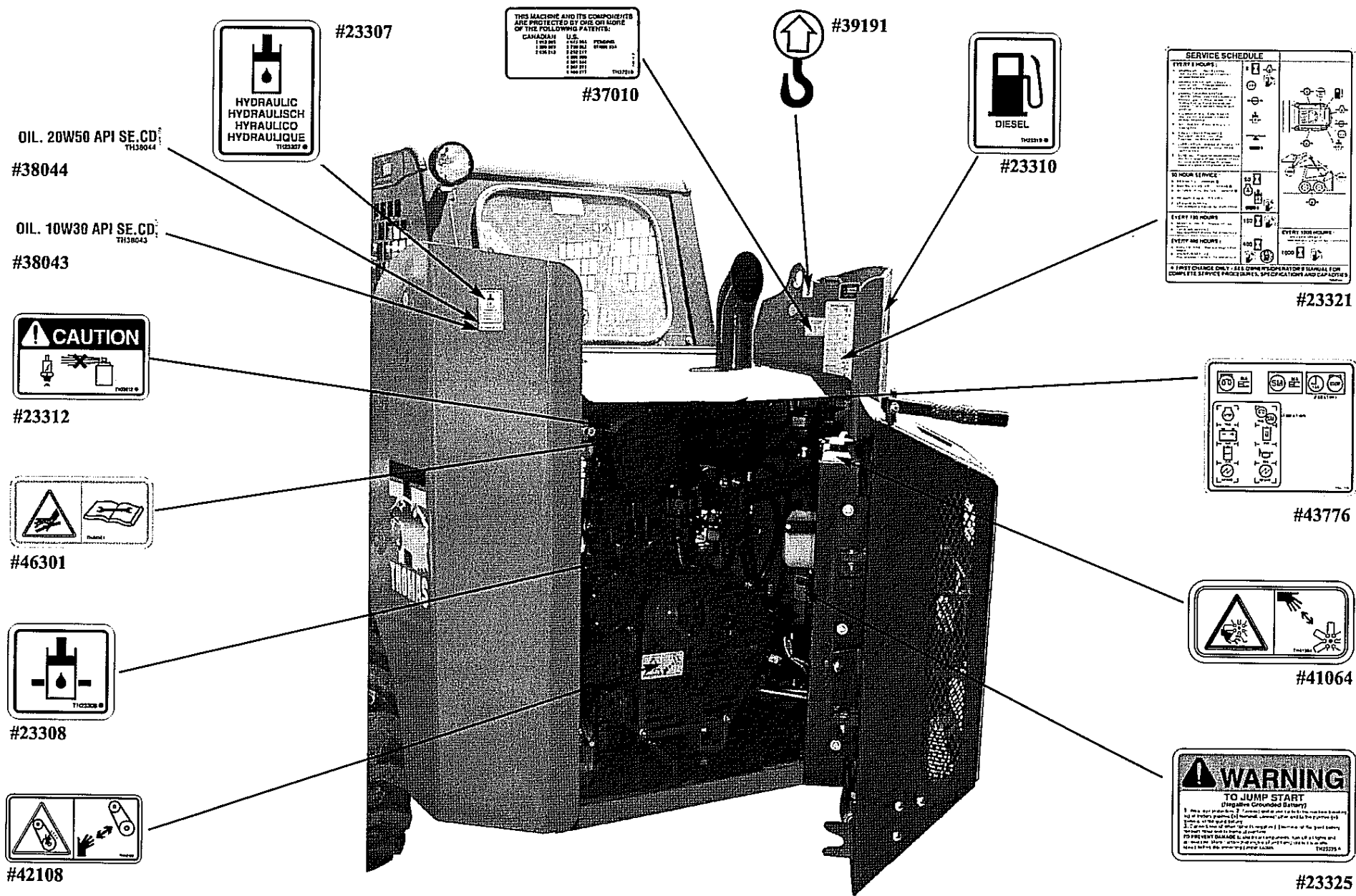
It is important when ordering replacement parts or making a service inquiry to provide both the model number and serial number of your Thomas loader. The serial number plate is located at the rear of the machine on the right hand side. In the event that the serial number plate is missing, the model number and serial number are both stamped into the main frame inside the rear door, right hand side, next to the fuel line shut off petcock (Fig. C2922).



Decals



Decals



Decals

THOMAS


#44615

#47266



#41065

#47266



#23309

PART	QTY	DESCRIPTION	PAINT	QTY	DESCRIPTION
47266	1	Kit, Decal 245 Turbo	40970	-	Orange paint, aerosol
			41123	-	Grey paint, aerosol
47789	1	Kit, Common Decal	41778	1	Orange paint, pre - mixed, per litre
			41738	1	Grey paint, pre - mixed, per litre
41544	1	Decal kit, Dutch			
41545	1	Decal kit, German			
41546	1	Decal kit, French			
41547	1	Decal kit, Italian			
41548	1	Decal kit, Spanish			
41576	1	Decal kit, Danish			
47859	1	Decal, LWA 105, Noise Output (CE loaders only)			

INDEX - 245

1. MAINFRAME

Fuel System	1.1
Rear Door.....	1.2
Universal Quick-Tach.....	1.3
Lift Arms and Pivot Pins	1.4
ROPS Assembly.....	1.5
Boom Supports	1.6
Shields.....	1.7
Seat and Seat Belt.....	1.8
Boom Lockdown	1.9
Insulation.....	1.10
Wheels and Tires.....	1.11

2. CONTROLS

Control Levers.....	2.1 (A)
Control Levers (Non-Servo).....	2.1 (B)
Foot Pedals.....	2.2
Throttle.....	2.3
Restraint Bar	2.4

3. FINAL DRIVE TRANSMISSION

Transmission Housing	3.1
Axle Assembly.....	3.2
Idler Sprocket and Drive Chains	3.3
Parking Brake (to S/N LM001710)	3.4 (A)
Parking Brake (S/N LM001710 onward).....	3.4 (B)

4. HYDRAULIC SYSTEM

Oil Reservoir.....	4.1
Hydraulic Oil Filter	4.2
Boom Lift Circuit (Standard).....	4.3 (A)
Boom Lift Circuit (w/ Self Level Valve)	4.3 (B)
Fan / Radiator / Oil Cooler	4.4
Lift Cylinder	4.5
Bucket Tilt Circuit (Standard).....	4.6 (A)
Bucket Tilt Circuit (w/ Self Level Valve)	4.6 (B)
Tilt Cylinder.....	4.7
Auxiliary Circuit	4.8 (A)
Auxiliary Circuit with Accumulator.....	4.8 (B)
Control Valve	4.9

5. HYDROSTATIC DRIVE SYSTEM

Hydrostatic Drive Circuit	5.1
Hydrostatic Tandem Pump (to S/N LM001599)	5.2 (A)
Hydrostatic Tandem Pump (S/N LM001600 onward)	5.2 (B)
Hi-Flow Circuit	5.3
Torque Motor	5.4

6. ELECTRICAL SYSTEM

Electrical Wiring, ROPS.....	6.1
Electrical Wiring, Engine	6.2

7. ENGINE EQUIPMENT

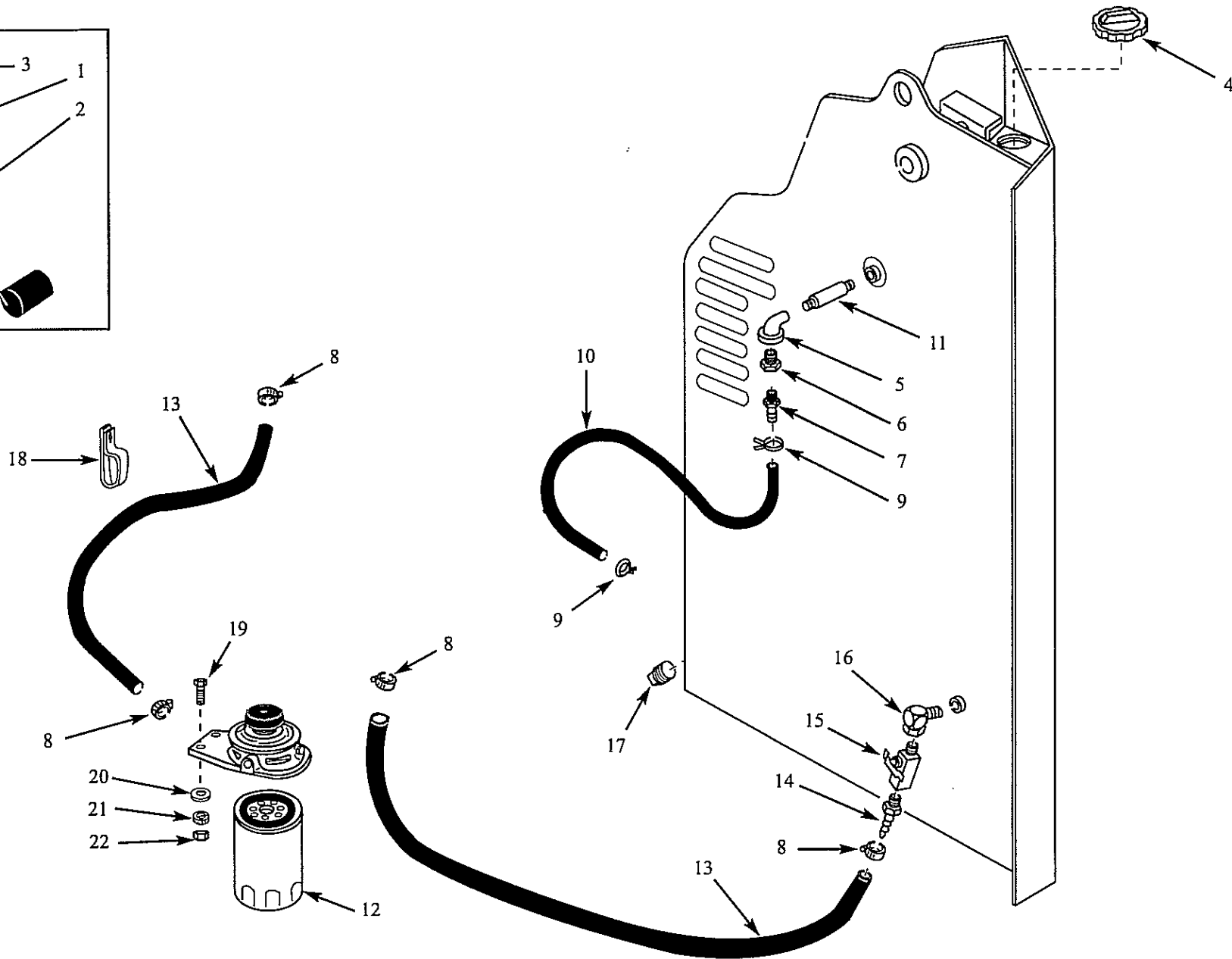
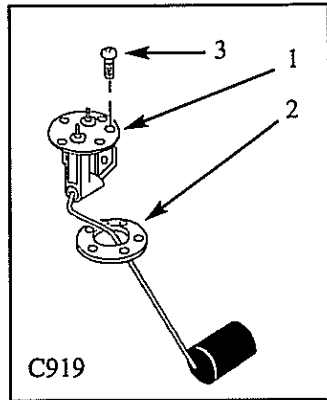
Air Cleaner.....	7.1
Exhaust System.....	7.2
Engine Accessories	7.3
Engine	7.4

8. OPTIONAL EQUIPMENT

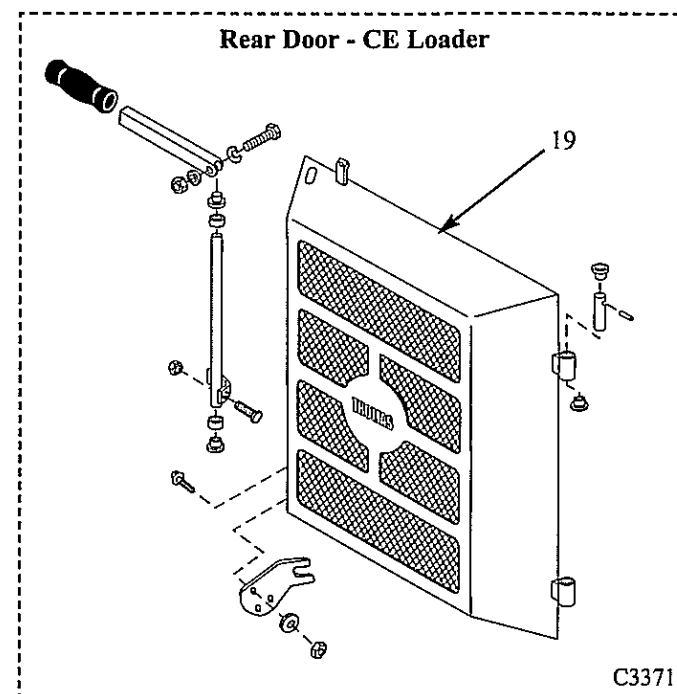

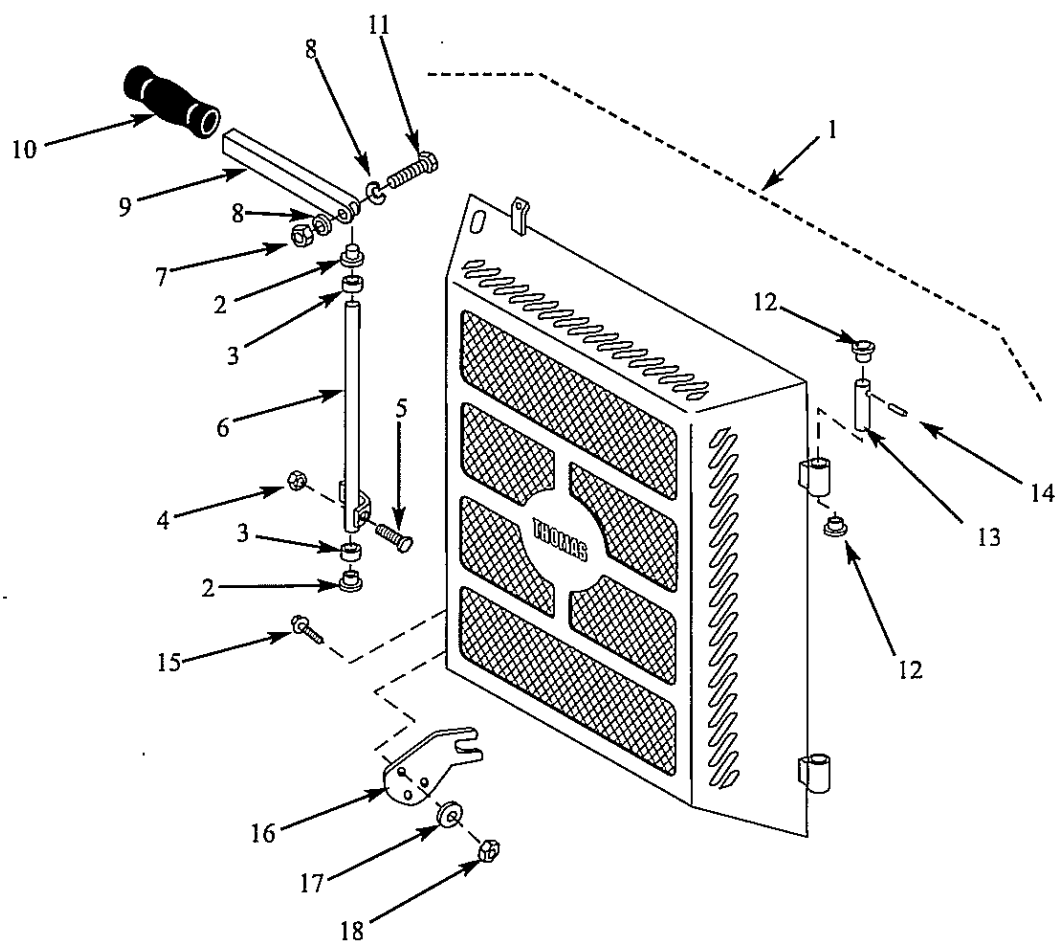
Cab Enclosure.....	8.1
Cab Heater	8.2
Cab Door.....	8.3
Side Windows - Painted.....	8.4
Block Heater	8.5
Horn	8.6
Backup Alarm	8.7
Seat Belt (3")	8.8
Auto Engine Shutdown.....	8.9
Axle Seal Protector	8.10
Hand Controls	8.11
Hi - Flow.....	8.12
Optional Wheel Equipment	8.13
Hydraulic Oil Heater.....	8.14
Interior Light & Exterior Trouble.....	8.15
Light Kit.....	8.16
Driving Lamp.....	8.17
Purifier	8.18
Mirror, External Rear View	8.19
Mirror, Internal Rear View	8.20
Suspension Seat & Seat Belt	8.21

1. MAINFRAME

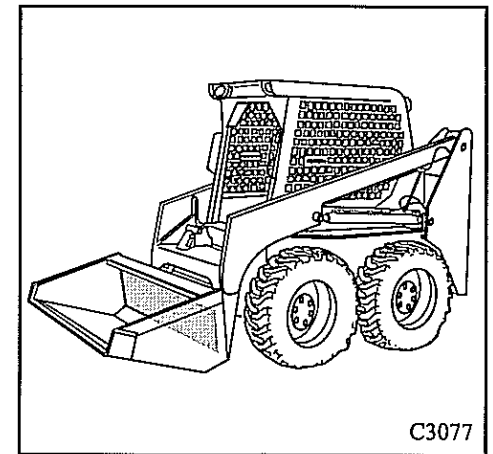
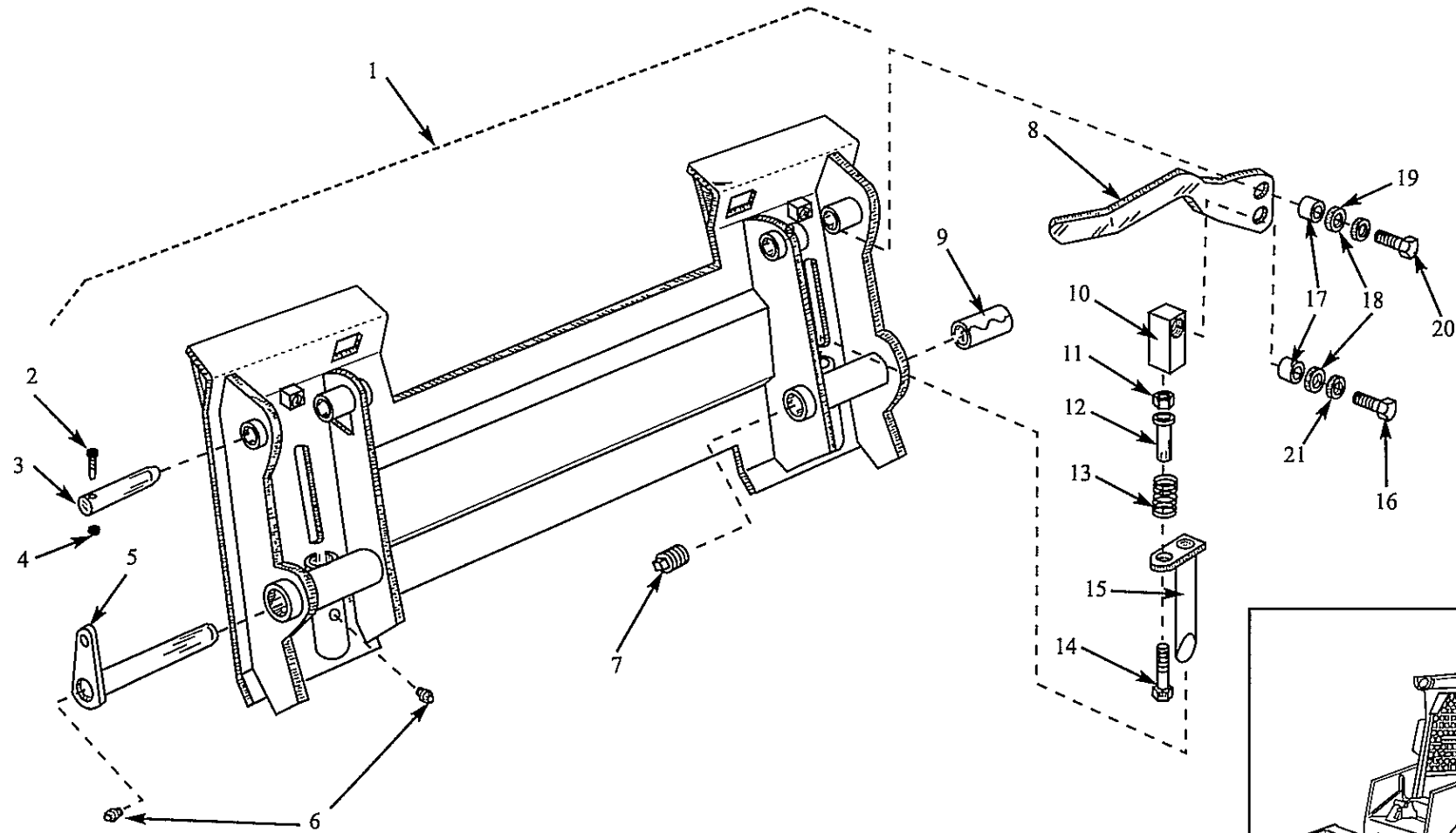
Fuel System.....	1.1
Rear Door.....	1.2
Universal Quick-Tach	1.3
Lift Arms and Pivot Pins.....	1.4
ROPS Assembly	1.5
Boom Supports.....	1.6
Shields	1.7
Seat and Seat Belt	1.8
Boom Lockdown.....	1.9
Insulation	1.10
Wheels and Tires	1.11




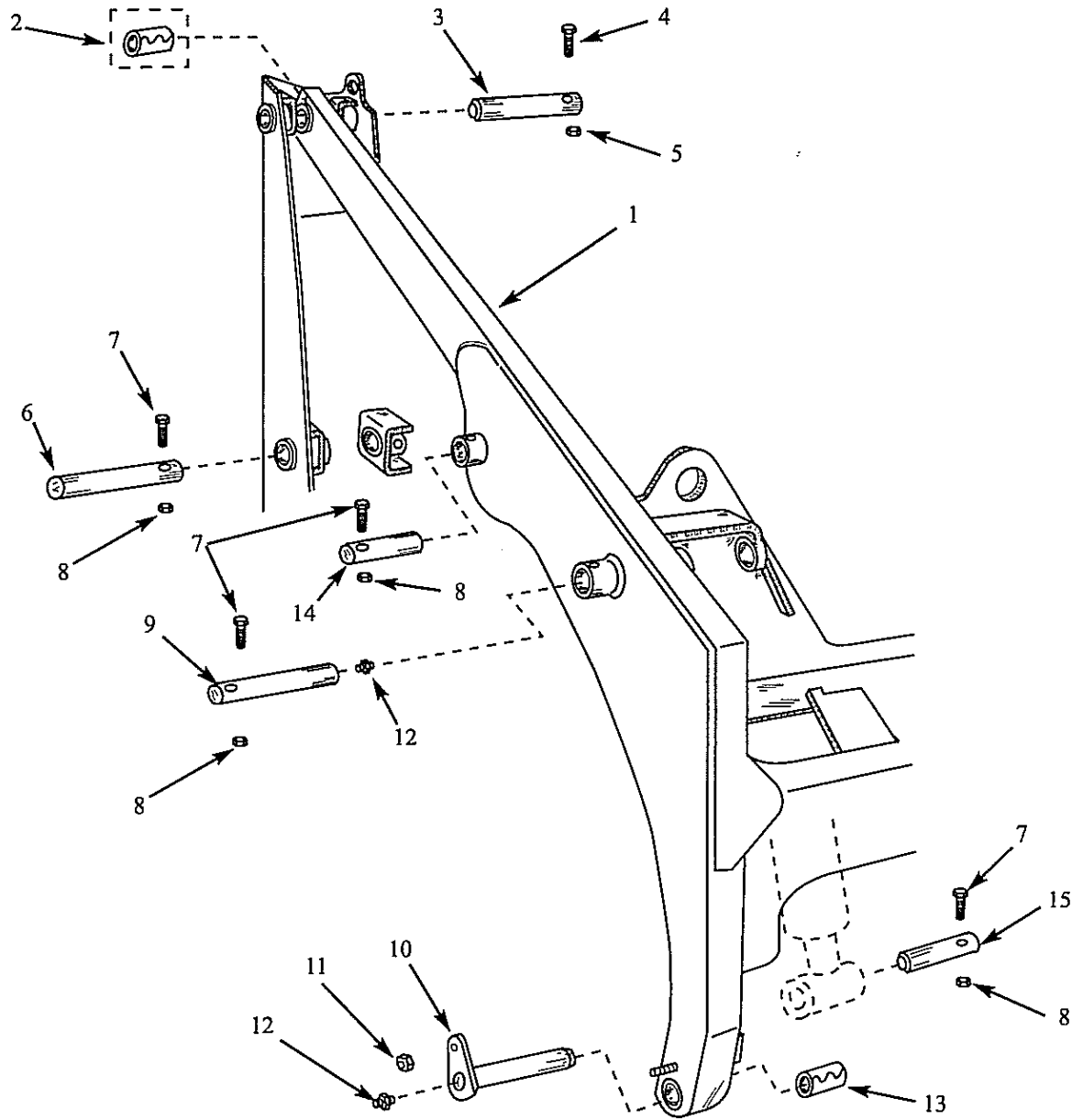
ITEM	PART	QTY	DESCRIPTION
1.	41627	1	Sender, Fuel Level
2.	24264	1	Gasket, for Fuel Sender
3.	23194	5	Screw
4.	40921	1	Fuel Cap
4.	40922	1	Locking Fuel Cap (option)
5.	42573	1	Elbow
6.	42572	1	Reducer Bushing
7.	18318	1	Hose End
8.	19949	4	Clamp, Fuel Line
9.	26737	2	Clamp, Wire Hose
10.	407	A / R	Hose, Fuel 3 3/16
11.	42571	1	Nipple
12.	42561	1	Fuel Filter Element
13.	261	A / R	Hose, Fuel 5 5/16
14.	23861	1	Hose End
15.	14797	1	Shut Off Petcock
16.	42574	1	Elbow, 90°
17.	17144	1	Drain Plug
18.	41024	1	Clip, Cable Double
19.	1387	2	Bolt, Hex
20.	1643	2	Washer, Flat
21.	1642	2	Washer, Lock
22.	1194	2	Nut, Hex



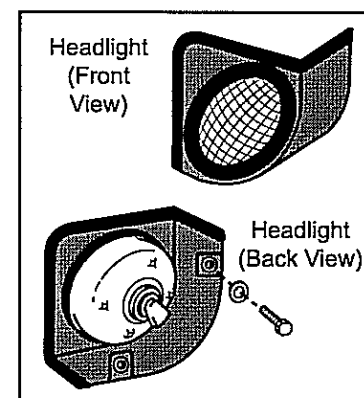
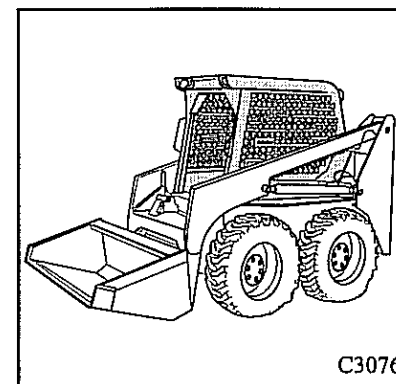
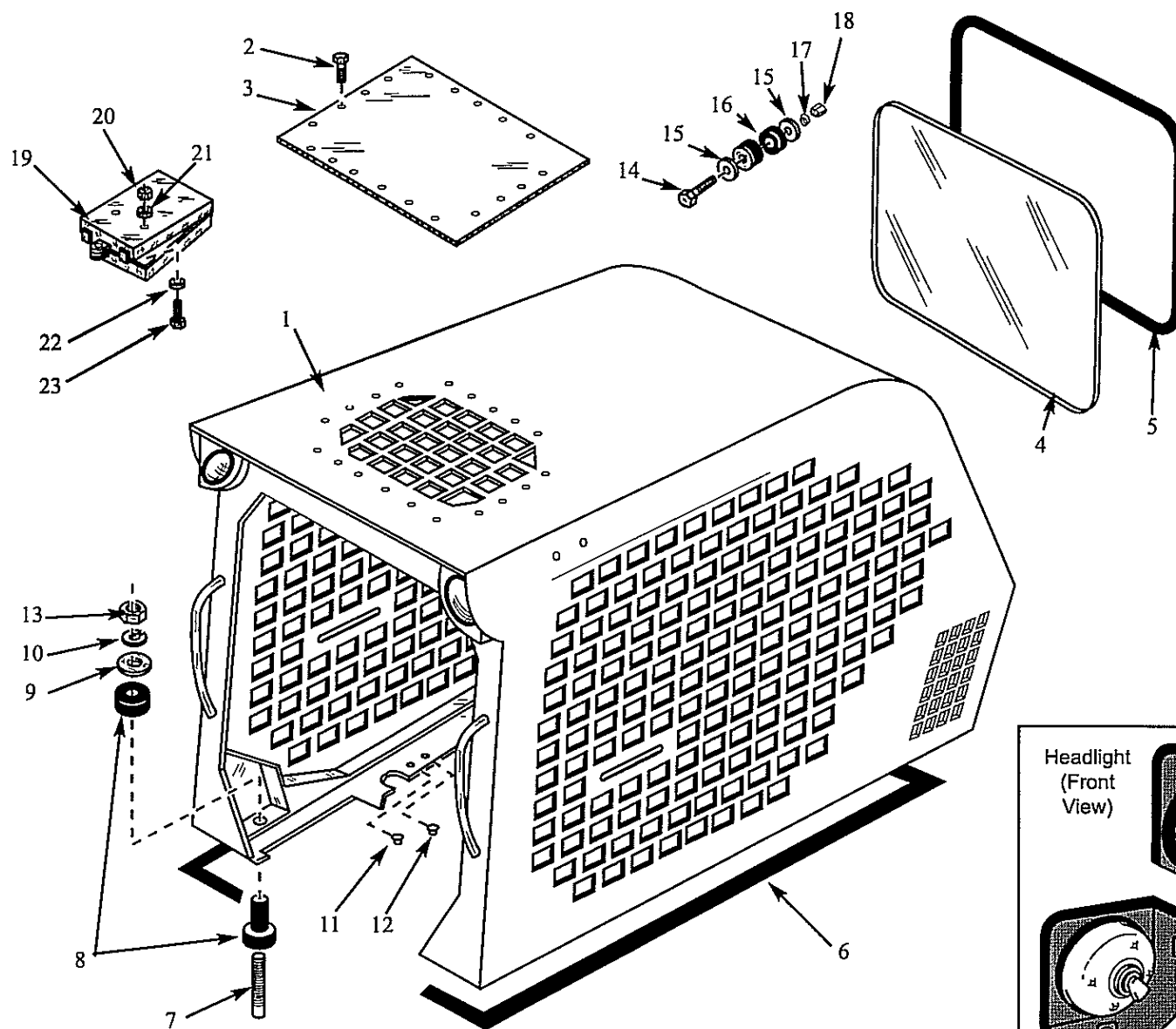
ITEM	PART	QTY	DESCRIPTION
*	964079	1	Rear Door Complete
1.	964080	1	Rear Door Welded Assembly
2.	16989	2	Bearing
3.	47952	2	Set Collar
4.	20860	1	Nut
5.	2823	1	Bolt
6.	961614	1	Lock, Rear Door Assembly
7.	16771	1	Nut, Nylok
8.	1651	2	Washer, Flat
9.	35426	1	Handle, Door
10.	3189	1	Grip, Lever
11.	1678	1	Bolt
12.	31488	4	Bearing
13.	46227	2	Pin
14.	31489	2	Pin, Split Spring
15.	2835	3	Bolt
16.	41956	1	Plate, Door Guide
17.	1643	3	Washer, Flat
18.	7465	3	Nut, Nylok
19.	964282	1	Rear Door Welded Assembly (CE loader)



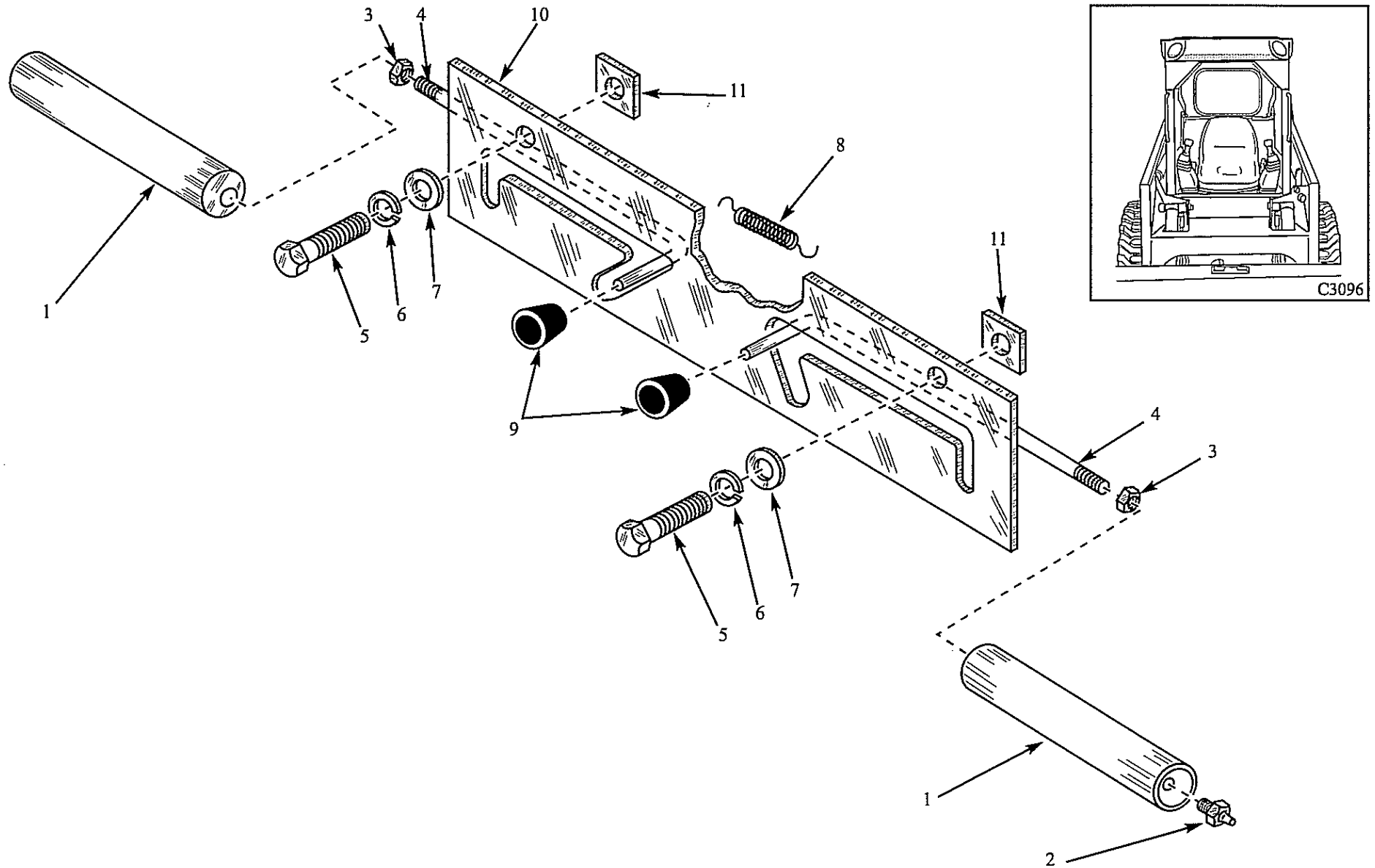
ITEM	PART	QTY	DESCRIPTION
1.	U-2326	1	Quick-Tach, Universal Assembly
2.	7458	2	Bolt, Hex
3.	43636	2	Pin (Hardened)
4.	16771	2	Nut, Nylok
5.	43634	2	Pin, Hardened Assy.
*	8613	2	Nut, Nylok
6	2010	4	Grease Fitting
7.	1458	2	Plug
8.	41290	1	Plate, Handle RH
*	41291	1	Plate, Handle LH
9.	41318	2	Bushing, Hardened
10.	40614	2	Bar, Square, Linkage Block
11.	20860	2	Nut, Hex
12.	42350	2	Bushing, Spring Stabilizer
13.	41391	2	Spring
14.	2011	2	Bolt, Hex
15.	961834	1	Pin, Lock Assy. RH
*	961833	1	Pin, Lock Assy. LH
16.	3321	2	Bolt, Hex
17.	22653	4	Bushing, Stabilizer Bar
18.	23385	4	Washer, Flat
19.	41392	2	Washer, Belleville Spring
20.	1680	2	Bolt, Hex
21.	20861	2	Washer, Lock



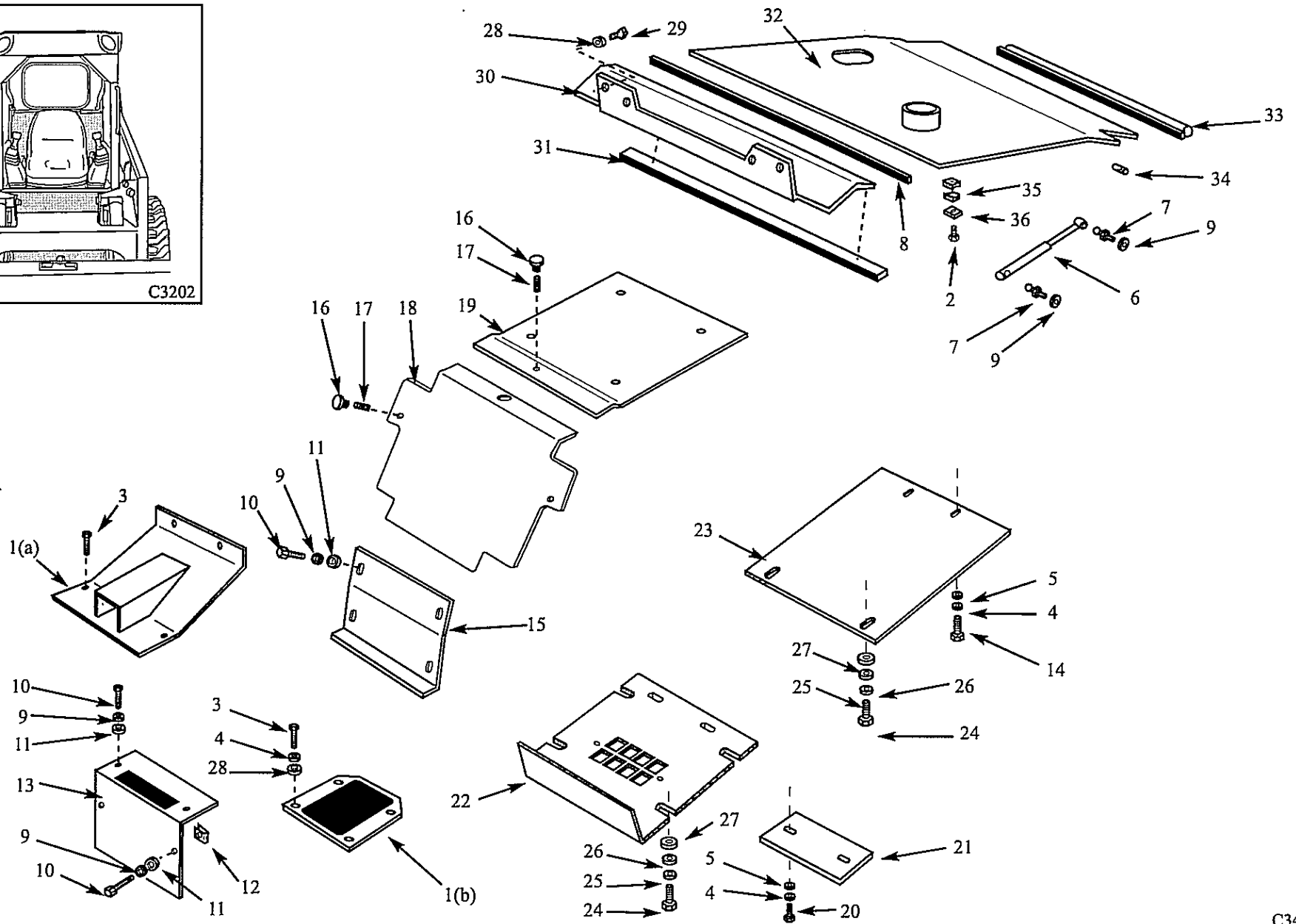
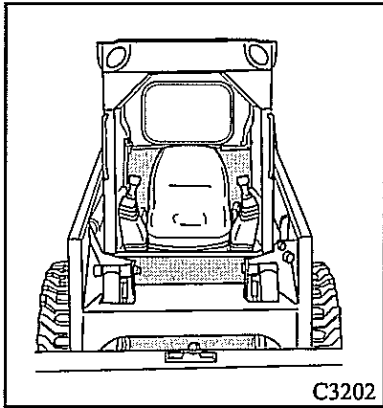
ITEM	PART	QTY	DESCRIPTION
1.	962313	1	Lift Arms Welded Assembly
2.	43631	2	Bushing, Hardened
3.	43635	2	Pin, Hardened
4.	1671	2	Bolt
5.	7465	2	Lock Nut
6.	43637	2	Pin, Hardened
7.	7458	8	Bolt
8.	16771	8	Lock Nut
9.	43830	2	Pivot Pin
10.	43634	2	Pivot Pin, Hardened
11.	8613	2	Lock Nut
12.	2010	4	Grease Fitting
13.	43633	2	Bushing, Hardened
14.	43829	2	Pin, Hardened
15.	43636	2	Pivot Pin, Hardened



ITEM	PART	QTY	DESCRIPTION
1.	963614	1	ROPS Complete
2.	31744	12	Screw, Hex Head
3.	37808	1	Window, Top
4.	46389	1	Window with Decal
5.	15750	8 ft	Weatherstrip, Glass Setting
6.	15931	A / R	Weatherstrip (50 ft. roll)
7.	17633	4	Bar, ROPS Mounting Stud
8.	38561	4	Isolator, Neoprene
9.	23452	4	Snubbing Washer, ROPS
10.	1647	4	Washer, Lock
11.	39537	1	Plug, Buttonhole 7/16"
12.	39126	1	Plug, Buttonhole 1/2"
13.	16608	4	Nut, Nylok
14.	2898	1	Bolt, Hex
15.	20235	2	Washer, Snubbing
16.	38560	1	Isolator, Neoprene
17.	20861	1	Washer, Lock
18.	8613	1	Nut, Nylok
19.	40737	1	Manual Holder
20.	6645	3	Lock Nut
21.	18455	3	Washer
22.	1650	3	Washer
23.	5170	3	Bolt, Hex

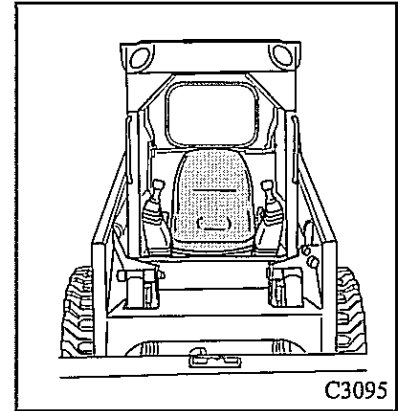
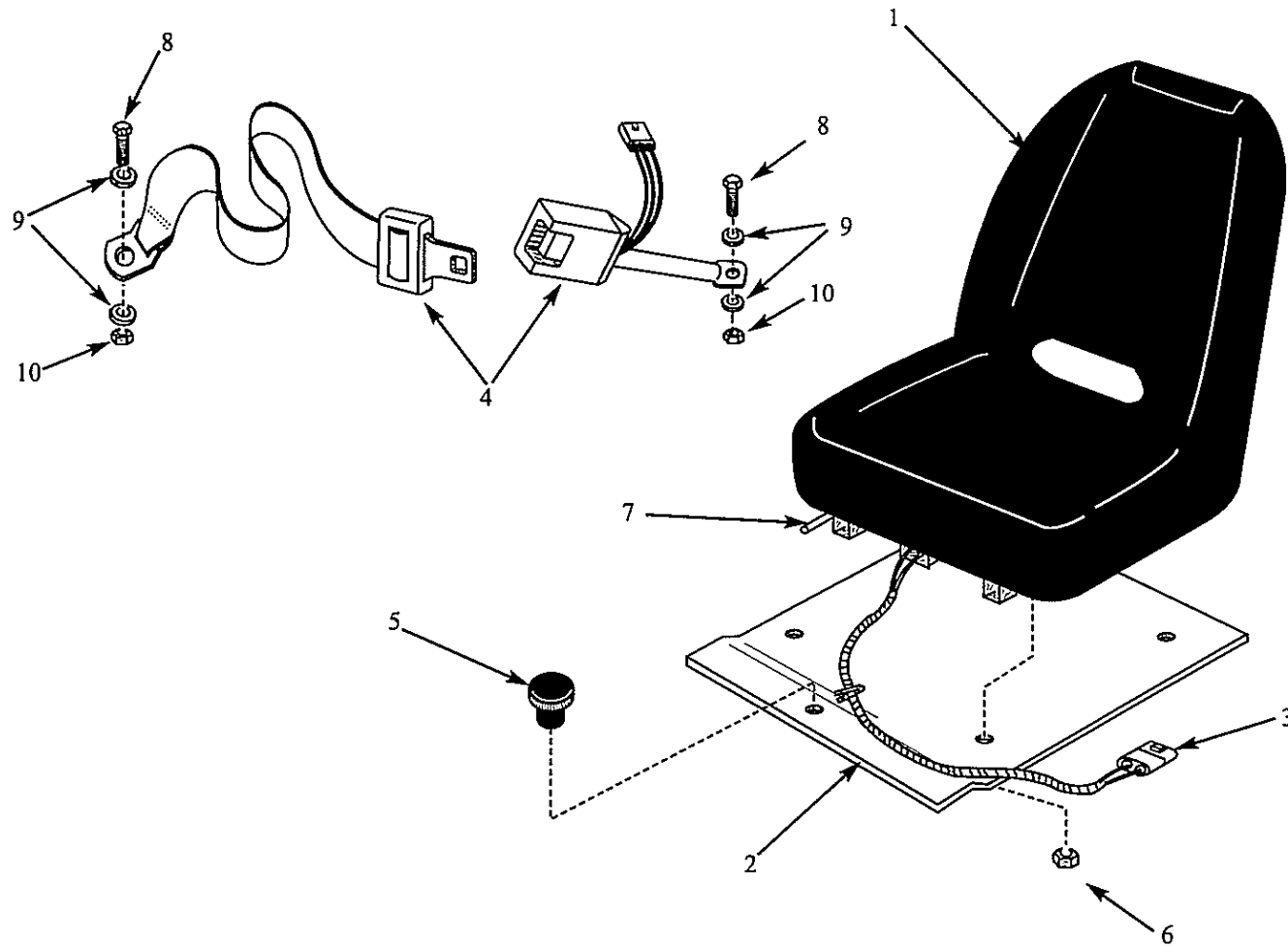


ITEM	PART	QTY	DESCRIPTION
1.	44061	2	Pin, Boom Support
2.	2010	2	Grease Fitting
3.	1350	2	Nut, Hex
4.	40337	2	Bar, Lock Pin Handle
5.	1190	2	Bolt, Hex
6.	1870	2	Washer, Lock
7.	1651	2	Washer, Flat
8.	42491	1	Spring
9.	39546	2	Knob, Tapered Red
10.	38797	1	Panel, Boom Support
11.	6086	2	Nut, Captive

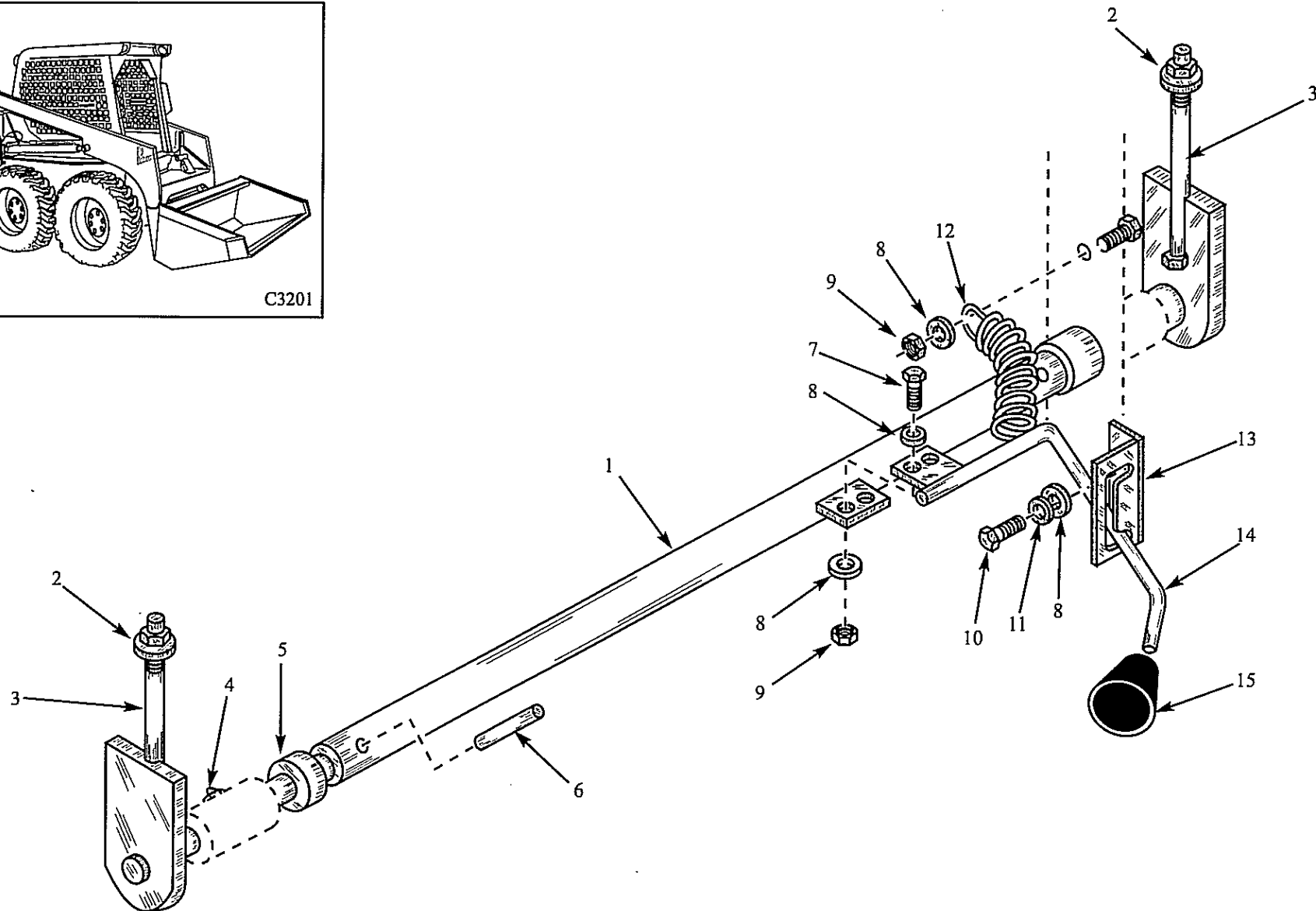



ITEM	PART	QTY	DESCRIPTION
1(a).	963266	1	Step Shield Assy, Hand Controls
1(b).	44797	1	Sheet, Step Shield, Foot Operated Controls
2.	17422	2	Bolt, Hex
3.	2663	4	Bolt, Hex
4.	1642	4	Washer, Lock
5.	1643	4	Washer, Flat
6.	43004	1	Spring, Gas
7.	43005	2	Stud, Ball
8.	820	A/R	Edging, Vinyl
9.	1870	8	Washer, Lock
10.	1190	8	Bolt, Hex
11.	1651	8	Washer, Flat
12.	6086	4	Nut, Captive
13.	25762	1	Shield, Front Step
14.	1193	2	Bolt, Hex
15.	44877	1	Sheet, Front Bulkhead Bottom
16.	41791	3	Knob, Black w/ Brass Insert
17.	41704	3	Bar, Stud
18.	963106	1	Front Bulkhead Assembly
19.	41619	1	Sheet, Seat Mount
20.	1673	2	Bolt, Hex
21.	32070	1	Sheet, Clean Up Cover
22.	40183	1	Plate, Bellypan Front
23.	44520	1	Plate, Bellypan Rear
24.	20856	6	Bolt, Hex
25.	20861	6	Washer, Lock
26.	23385	6	Washer, Flat
27.	1361	6	Washer, Flat
28.	1650	4	Washer, Flat

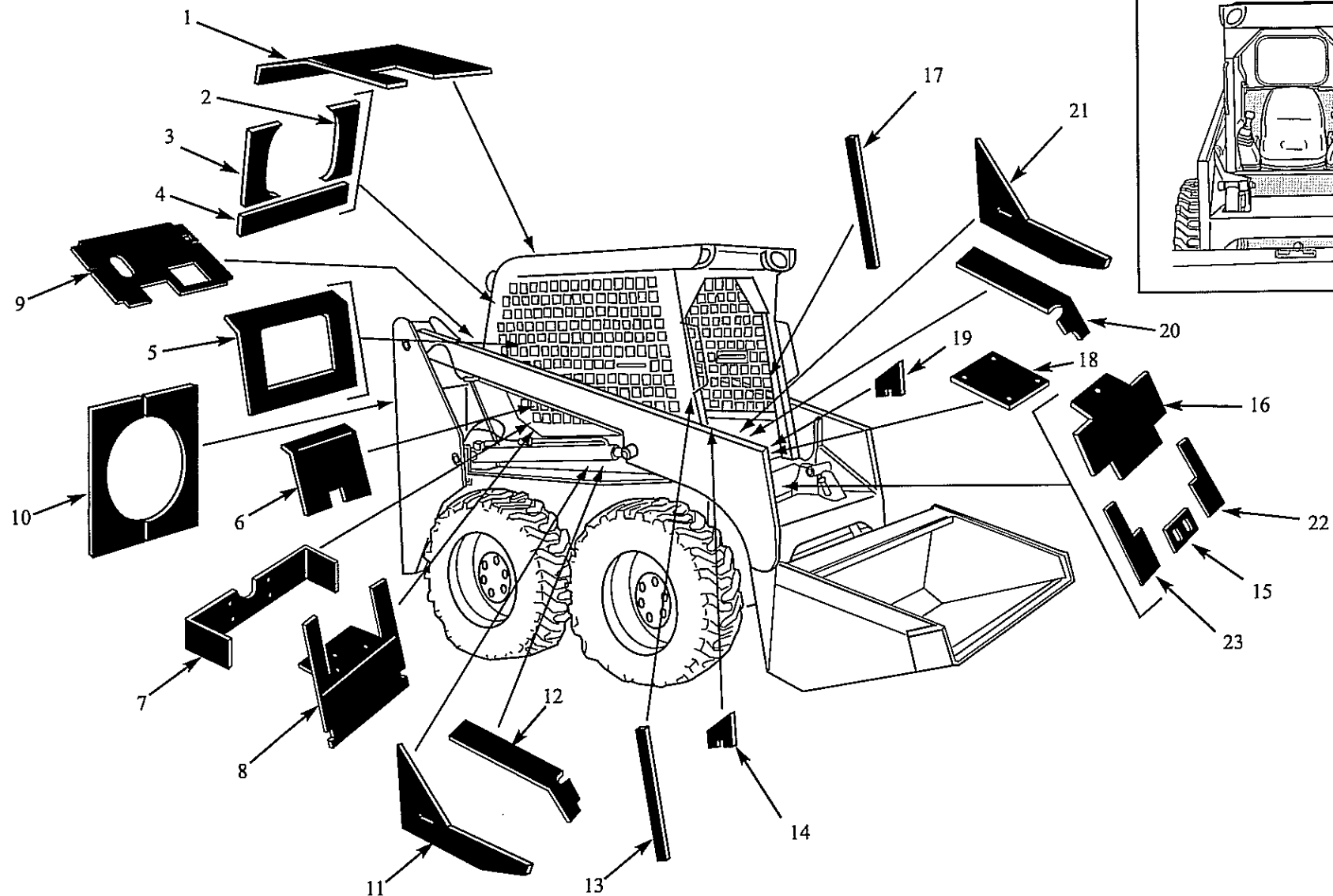
ITEM	PART	QTY	DESCRIPTION
29.	31744	4	Screw, Hex Head
30.	46482	1	Sheet, Rear Shield
31.	15931	per/ ft	Foam weather strip
32.	964087	1	Engine Cover Assembly
33.	821	A / R	Molding, Trim Seal
34.	261	per/ ft	Hose
35.	39557	4	Clamp, Tube Single
36.	39556	2	Plate, Cover Single



ITEM	PART	QTY	DESCRIPTION
1.	38600	1	Seat, Assembly w/o Logo
2.	41619	1	Sheet, Seat Mount
3.	39904	1	Harness, Seat Switch Wire
	38516	1	Switch, Seat
4.	47422	1	Belt, Safety 2" (Non-Retractable)
	38569	1	Belt, Safety 3" (Non-Retractable)
	48275	1	Belt, Safety 2" (Retractable)
	48276	1	Belt, Safety 3" (Retractable)
5.	42070	1	Knob, Black w/ Stud
6.	43558	4	Nut, Hex
7.	42931	1	Adjusters, Seat Rail Assy.
8.	1193	2	Bolt, Hex
9.	1643	4	Washer, Flat
10.	7465	2	Nut, Nylok



ITEM	PART	QTY	DESCRIPTION
1.	958724	1	Pin Connecting Assembly
2.	958722	2	Lockdown Nut Assembly
3.	961510	2	Lockdown Assembly
4.	35449	2	Grease Fitting
5.	1064	2	Collar, Set 1"
6.	21004	2	Pin, Split Spring
7.	5170	2	Bolt, Hex
8.	1650	4	Washer, Flat
9.	6645	3	Nut, Nylok
10.	2663	2	Bolt, Hex
11.	2279	2	Washer, Lock
12.	22470	1	Spring
13.	40323	1	Sheet, Control Rod Guide
14.	960851	1	Lockdown Control Rod Assy.
15.	39199	1	Knob, Red Ball, Press On Style



ITEM	PART	QTY	DESCRIPTION
1.	47389	1	Insulation, Headliner
2.	47394	1	Insulation, Left Rear Cornerpost
3.	47395	1	Insulation, Right Rear Cornerpost
4.	47393	1	Insulation, Lower Rear Window Panel
5.	48023	1	Insulation, Back Panel
6.	47392	1	Insulation, Battery Compartment Cover
7.	47412	1	Insulation, Outer Blanket
8.	47411	1	Insulation, Battery Box Blanket
9.	48194	1	Insulation, Engine Cover
10.	48167	1	Insulation, Door Baffle
11.	48022	1	Insulation, Right Side Panel
12.	47410	1	Insulation, ROPS Shield RH
13.	47401	1	Insulation, Right Front Cornerpost
14.	47403	1	Insulation, Right Cab Mount Filler
15.	47405	1	Insulation, Front Bulkhead, Bottom
16.	47406	1	Insulation, Front Bulkhead
17.	47400	1	Insulation, Left Front Cornerpost
18.	47404	1	Insulation, Seat Mount
19.	47402	1	Insulation, Left Cab Mount Filler
20.	47409	1	Insulation, ROPS Shield LH
21.	48021	1	Insulation, Left Side Panel
22.	47407	1	Insulation, Front Shield, LH
23.	47408	1	Insulation, Front Shield, RH

WHEELS and TIRES

1.11

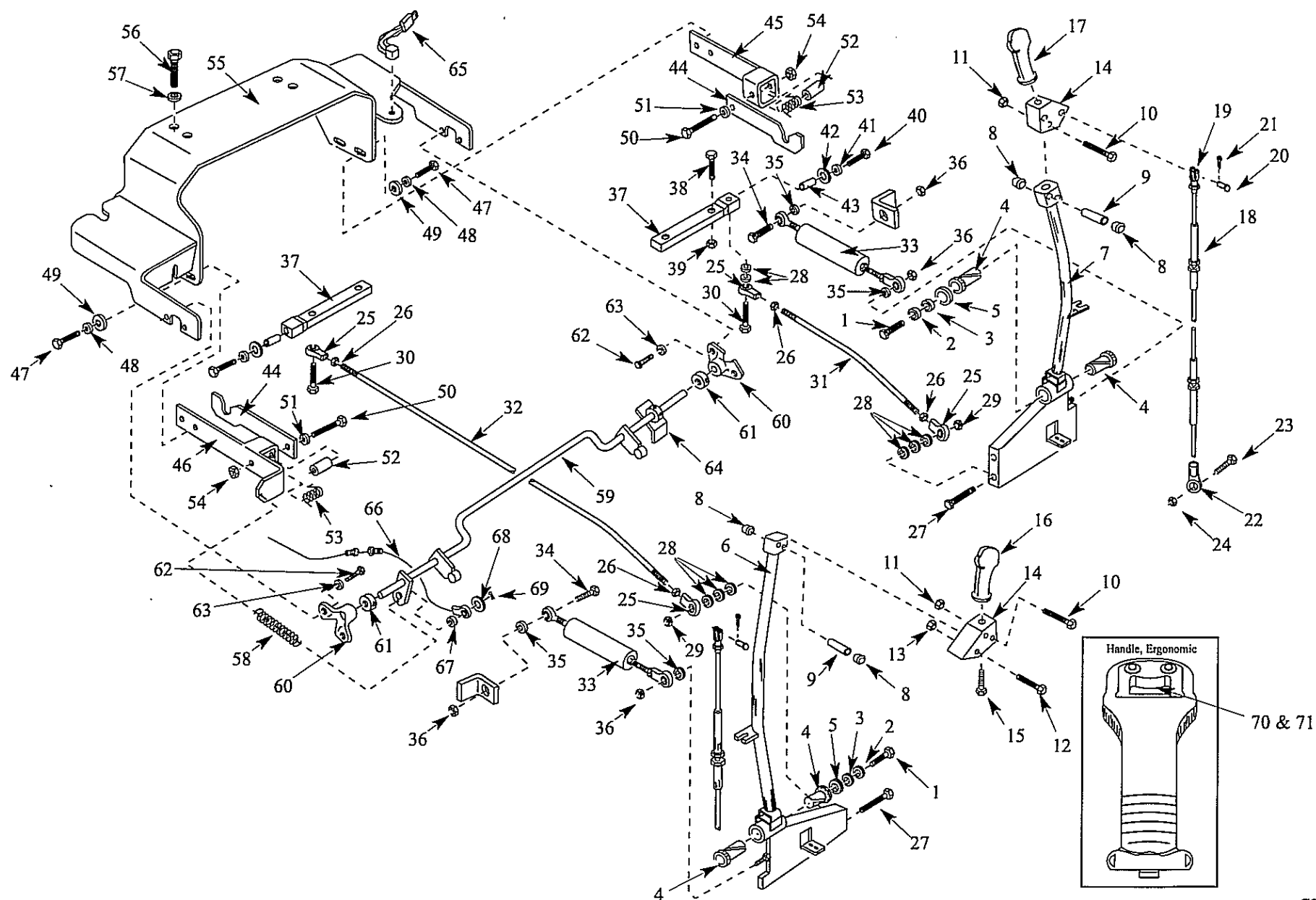
PART	QTY	DESCRIPTION
963425	1	Kit, Tire 12 x 16.5, 2000 Series
46438	2	Wheel & Tire Assy RH, 12 x 16.5, 8 Bolt
46435	1	Tire, 12 x 16.5 2000 Series 8 Ply Tubeless
29064	1	Wheel, 9.750 x 16.50 8 Bolt Negative (-) 2.25"
7019	1	Stem, Valve, Tubeless
46439	2	Wheel & Tire Assy LH, 12 x 16.5, 8 Bolt
46435	1	Tire, 12 x 16.5 2000 Series 8 Ply Tubeless
29064	1	Wheel, 9.750 x 16.50 8 Bolt Negative (-) 2.25"
7019	1	Stem, Valve, Tubeless
5832	32	Nut, Wheel

2. CONTROLS

Control Levers	2.1 (A)
Control Levers (Non-Servo)	2.1 (B)
Foot Pedals	2.2
Throttle	2.3
Restraint Bar.....	2.4

CONTROL LEVER - SERVO PUMP (S/N LM001600 onward)

2.1 (A)



ITEM	PART	QTY	DESCRIPTION	ITEM	PART	QTY	DESCRIPTION
1.	1673	2	Bolt, Hex 3/8 x 3/4	41.	1642	2	Washer, Lock 3/8
2.	1643	2	Washer, Flat 3/8	42.	29384	2	Washer, Fender 3/8
3.	1642	2	Washer, Lock 3/8	43.	37854	2	Bar, Rod End Spacer
4.	44347	4	Bushing, Flange 1" ID Nylon Split	44.	48340	2	Sheet, Lock Arm Straight
5.	29384	2	Washer, Fender 3/8	45.	960837	1	Pivot Assembly, LH
6.	963349	1	Lever, RH Control Welded Assembly	46.	963346	1	Pivot Assembly, RH
7.	963348	1	Lever, LH Control Welded Assembly	47.	1193	4	Bolt, Hex 3/8 x 1
8.	44348	4	Bushing, Flange 7/16 x 9/16 Oilite	48.	1642	4	Washer, Lock 3/8
9.	44349	2	Tube, Handle Spacer	49.	1643	4	Washer, Flat 3/8
10.	25589	2	Bolt, Hex 1/4 x 1 3/4	50.	14620	2	Bolt, Hex 3/8 x 2 3/4
11.	23772	2	Nut, Jam, Locking 1/4	51.	1643	2	Washer, Flat 3/8
12.	1677	2	Bolt, Hex, 5/16 x 2	52.	23012	2	Pivot, Bushing
13.	16771	2	Nut, Nylok, Hex 5/16	53.	956137	2	Spring, Trsn.
14.	962874	2	Lever Base Welded Assembly	54.	7465	2	Nut, Nylok, 3/8
15.	44513	2	Bolt, Ergonomic Handle (With Hole)	55.	963343	1	Lock Mount Assembly
	46353	2	Bolt, Hex (No Hole)	56.	1680	4	Bolt, Hex 1/2 x 1 1/4
16.	44181	1	Handle, Ergonomic Plain	57.	20861	4	Washer, Lock 1/2
17.	44182	1	Handle, Ergonomic w/Rocker & 2 PB Switches	58.	33269	1	Spring, Extension
18.	47426	2	Cable, Push-Pull 29" (Hand Control Loaders)	59.	962890	1	Pintle Unlock Shaft Assembly
19.	35884	2	Clevis, 1/4" Pin (Hand Control Loaders)	60.	29065	2	Bearing, Flanged, 2-Bolt
20.	30044	2	Pin, Clevis 1/4 x 3/4 (Hand Control Loaders)	61.	29066	2	Collar, Set
21.	1630	2	Pin, Cotter 1/16 x 3/4 (Hand Control Loaders)	62.	2663	4	Bolt, Hex 1/4 x 3/4
22.	35883	2	Rod End Assembly (Hand Control Loaders)	63.	2279	4	Washer, Lock 1/4
23.	5170	2	Bolt, Hex 1/4 x 1 (Hand Control Loaders)	64.	962885	1	Mount, LH Rear Assembly
24.	6645	2	Nut, Nylok 1/4 (Hand Control Loaders)	65.	42805	1	Switch, Momentary DPST
25.	42207	4	Rod End Assembly (Hand Control Loaders)	66.	42443	1	Cable, Assy. Pull 51.6"
26.	5406	4	Nut, Hex 7/16	67.	41042	1	Insulator, Nylon 1/4" x 3/8" Long
27.	2443	2	Bolt, Hex 7/16 x 1 1/4	68.	1650	1	Washer, Flat 1/4
28.	6394	10	Washer, Lock 7/16	69.	1630	1	Pin, Cotter 1/16 x 3/4
29.	43384	2	Nut, Nylok 7/16"	70.	48467	1	Switch, Rocker
30.	2008	2	Hex, Bolt 7/16 x 2	71.	48468	1	Cover, Rocker Switch Rubber
31.	46299	1	Bar, CF RD Linkage LH	*	44384	1	Sheet, Lever Boot Cover RH
32.	46300	1	Bar, CF RD Linkage RH	*	44385	1	Sheet, Lever Boot Cover LH
33.	959073	2	Hydroback Assembly	*	44311	1	Boot, Rubber Bellows, Control Lever
34.	1672	2	Bolt, Hex 3/8 x 1 1/2				
35.	21174	4	Washer, 3/8 x 5/8				
36.	7465	4	Nut, Nylok 3/8				
37.	963344	2	Pintle Lever Assembly				
38.	1677	4	Bolt, Hex 5/16 x 2				
39.	16771	4	Nut, Nylok, Hex 5/16				
40.	1364	2	Bolt, Hex 3/8 x 2				

* Items not shown.

** Items 15, 16 & 17 list the correct part numbers for loaders S/N LM001746 onward. See Section 2.1(B) for handle information prior to S/N LM001746.

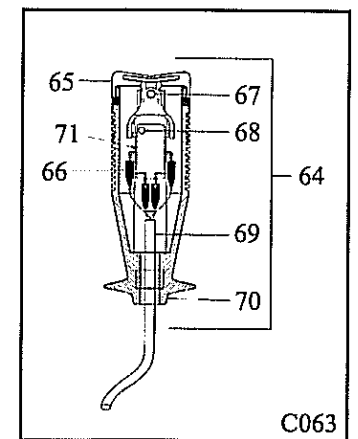
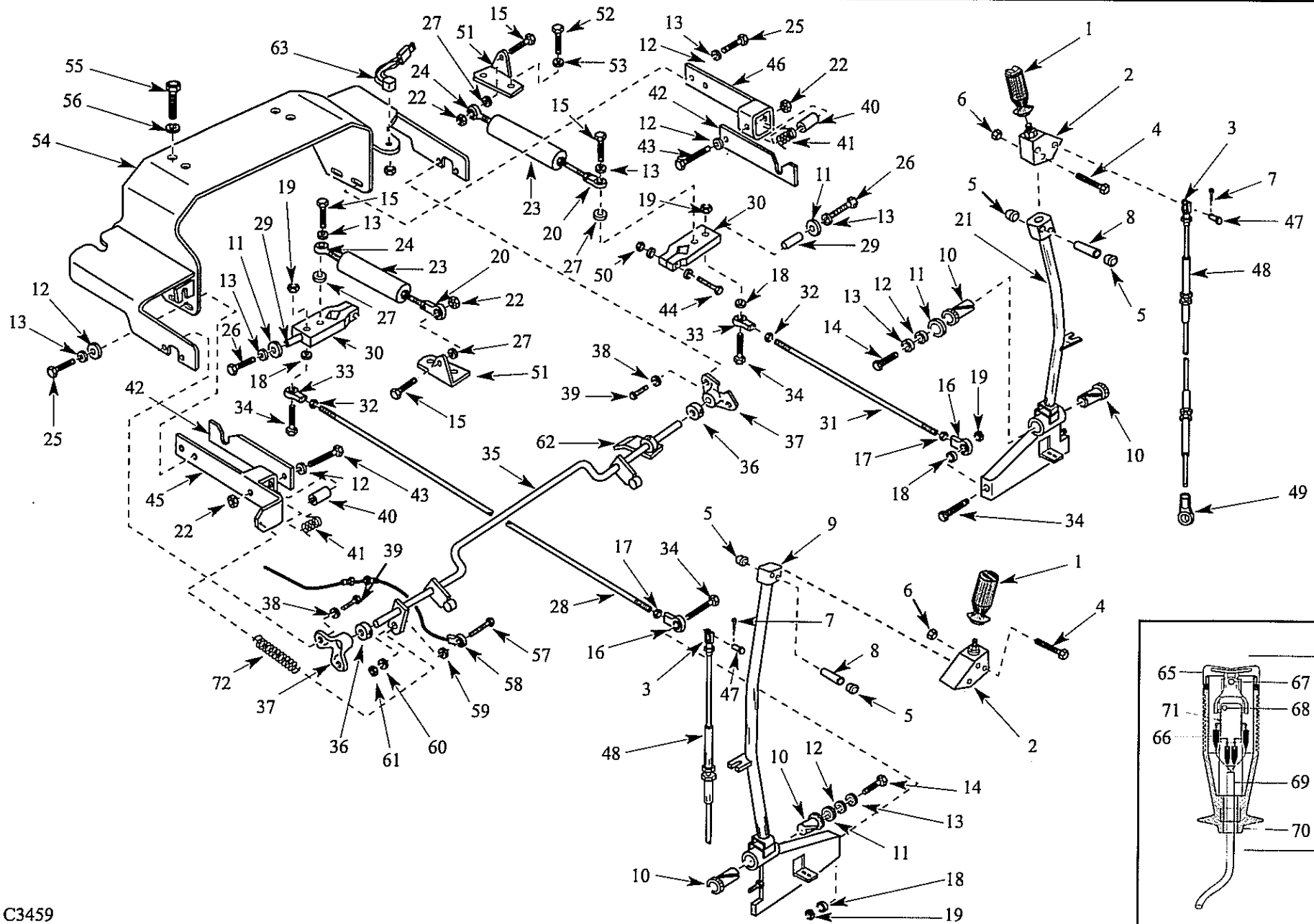
*** Items 22, 23 & 24 are connected to the Activator Assy and the Control Cross Shaft shown in Section 2.2.

CONTROL LEVER - SERVO PUMP (S/N LM001600 onward)

2.1 (A)

CONTROL LEVER - NON SERVO (up to S/N LM001600)

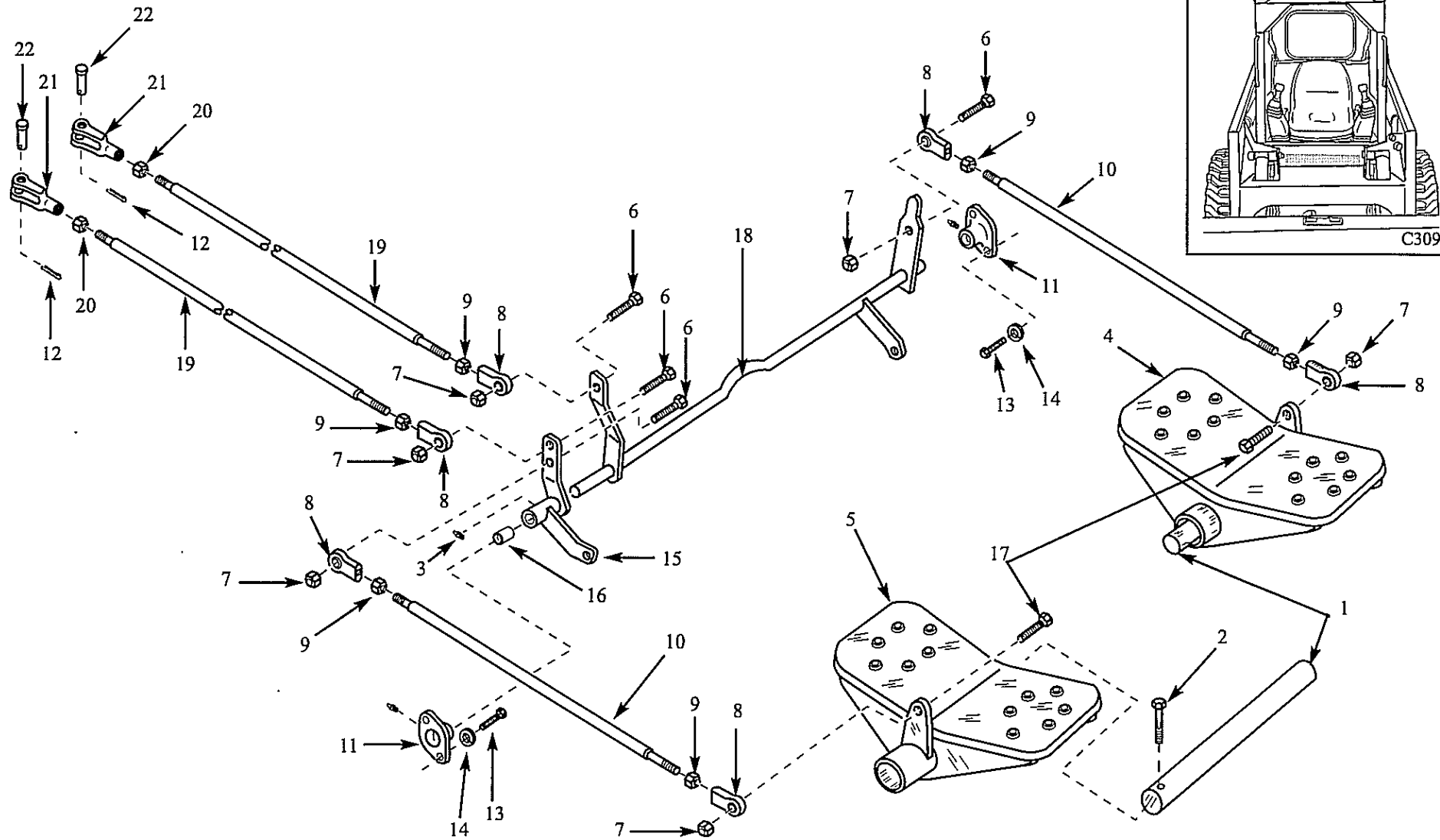
2.1 (B)



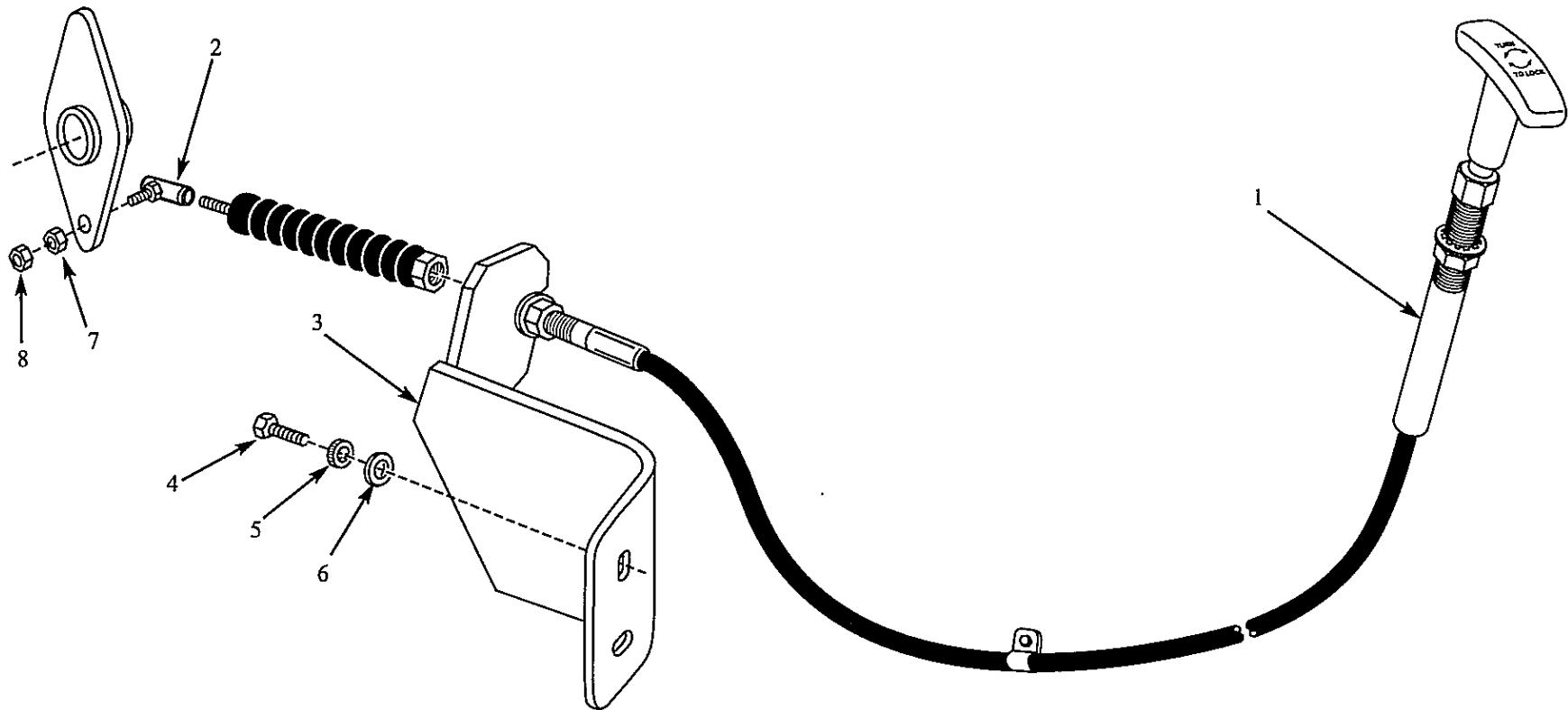
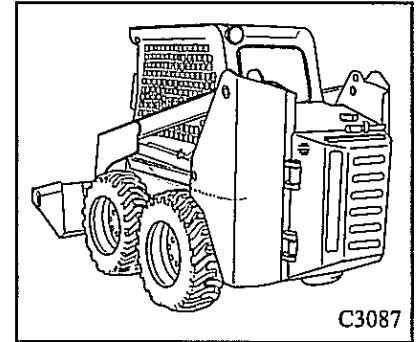
ITEM	PART	QTY	DESCRIPTION	ITEM	PART	QTY	DESCRIPTION
1.	43808	1	Handle, plain	40.	23012	2	Bushing
1.	40960	1	Handle, plain	41.	956137	2	Spring
2.	962761	2	Lever base Assy	42.	29982	2	Locking arm
3.	46353	•	Bolt	43.	14620	2	Bolt
4.	44513	•	Bolt	44.	1677	2	Bolt
5.	44348	4	Flange bushing	45.	963346	1	Lock pivot, RH
6.	23772	2	Lock nut	46.	960837	1	Lock pivot, LH
7.	1630	2	Cotter pin	47.	30044	2	Clevis pin
8.	44349	2	Bushing, handle spacer	48.	44805	2	Control cable, 29.25" long
9.	962725	1	Control lever, RH	49.	35883	2	Rod end, lower cable
10.	44347	4	Flange bushing	50.	16771	1	Lock nut
11.	29834	2	Fender washer	51.	44503	2	Hydroback mount
12.	1643	4	Flat washer	52.	21559	4	Bolt
13.	1642	4	Lock washer	53.	21029	4	Lock washer
14.	1673	2	Bolt	54.	962884	1	Lock mount assembly
15.	1672	4	Bolt	55.	1680	4	Bolt
16.	42207	2	Rod end, 7/16	56.	20861	4	Lock washer
17.	5406	2	Nut, 7/16" UNF	57.	7723	1	Bolt
18.	6394	4	Lock washer	58.	42443	1	Cable
19.	6393	4	Nut, 7/16" UNC	59.	41042	1	Nylon bushing
20.	5803	2	Rod end, 3/8"	60.	1650	1	Flat washer
21.	962726	1	Control lever, LH	61.	6645	1	Lock nut
22.	7465	2	Lock nut	62.	962855	1	Switch activator
23.	959073	2	Hydroback	63.	42805	1	Switch
24.	15880	1	Rod end, male	64.	40960	1	Handle, Grip w/Rocker Switch
25.	1193	4	Bolt	65.	38357	1	Boot, Rubber, Control Lever
26.	1364	2	Bolt	66.	38411	1	Pin
27.	21174	6	Spacer washer	67.	38409	1	Equalizer and Pin
28.	44824	1	Control rod, RH	68.	38410	1	Pin
29.	37854	1	Bushing	69.	38413	1	Cable Assembly
30.	961928	2	Pintle lever	70.	38414	1	Body, Valve Assembly
31.	44823	1	Control rod, LH	71.	38412	2	Microswitch
32.	42211	2	Nut, 7/16" UNF LH	72.	33269	1	Spring, Extension
33.	42208	2	Rod end, 7/16" LH	*	44384	1	Boot cover, RH
34.	2008	4	Bolt, 7/16" x 2" long	*	44385	1	Boot cover, LH
35.	962890	1	Pintle unlock shaft	*	44311	1	Boot, rubber bellows
36.	29066	2	Set collar	* Items not shown.			
37.	29065	2	Flange bearing	** Items 1 and 64-71 list the correct part numbers for loaders up to S/N LM001746. See Section 2.1(A) for handle information after S/N LM001746.			
38.	2279	4	Lock washer				
39.	2338	4	Bolt				

CONTROL LEVER - NON SERVO (up to S/N LM001600)

2.1 (B)



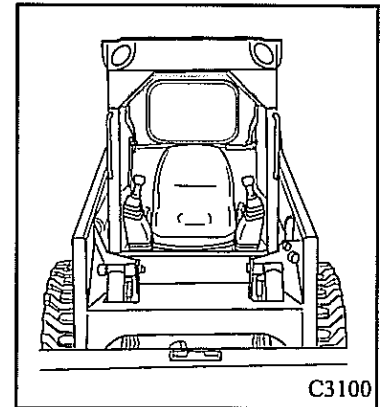
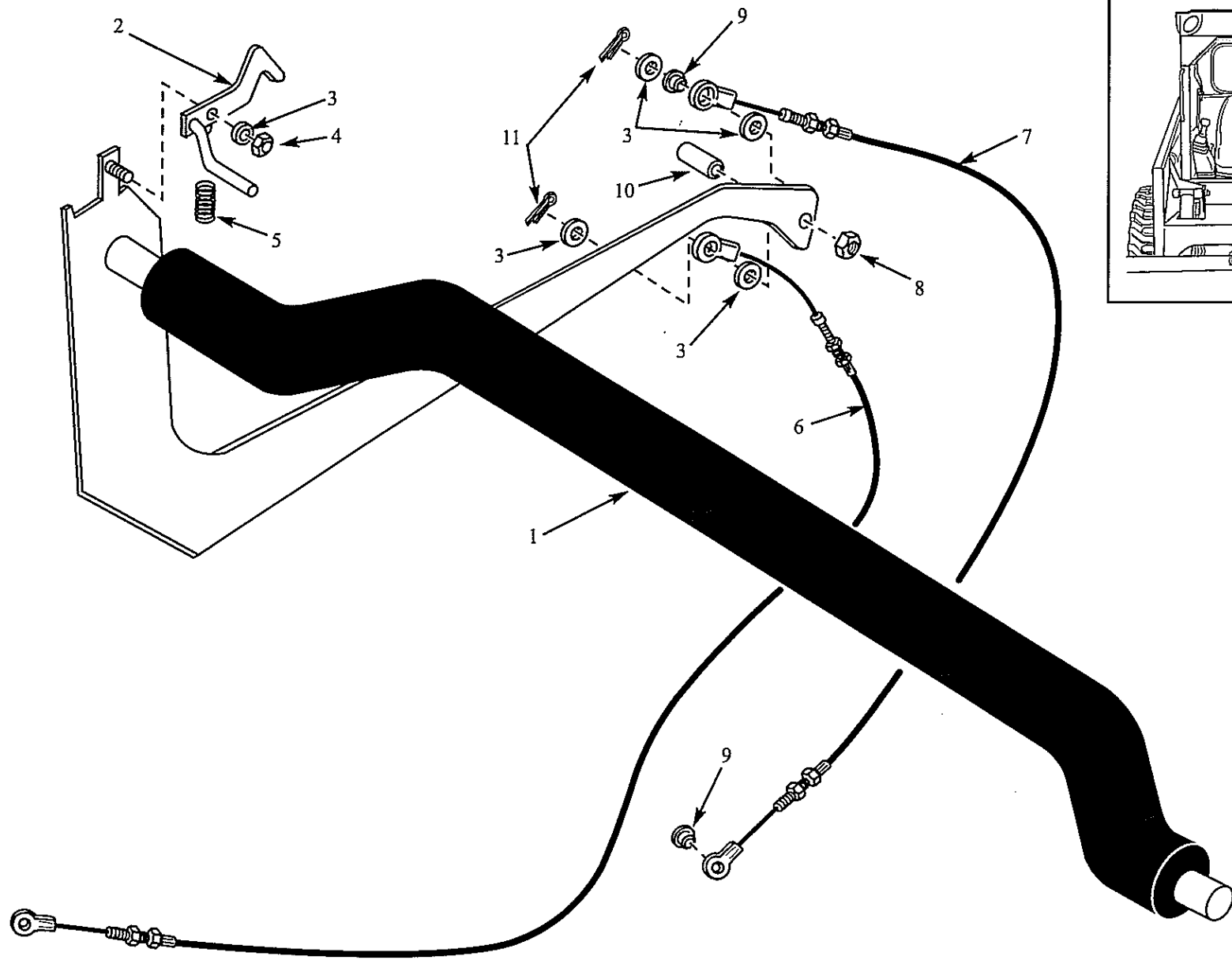
ITEM	PART	QTY	DESCRIPTION
1.	44789	2	Bar, Foot Pedal Shaft
2.	46106	2	Screw
3.	35449	1	Grease fitting
4.	963832	1	Pedal, Lift Assy.
5.	963059	1	Pedal, Tilt Assy.
6.	2580	4	Bolt, Hex
7.	16771	6	Nut, Nylok
8.	26174	6	Rod End Assy.
9.	1626	6	Nut, Hex
10.	44762	2	Bar, Valve Control Front
11.	44979	2	Bearing, Flanged, 2-Bolt
12.	1630	2	Pin, Cotter
13.	2593	4	Bolt, Hex
14.	1870	4	Washer, Lock
15.	963900	1	Activator, RH Assy.
16.	47760	2	Bronze Bushing
17.	46159	2	Bolt, Carriage
18.	963905	1	Assy, Control Cross Shaft
19.	47791	2	Bar, Valve Control Rear
20.	5405	2	Nut
21.	35884	2	Clevis
22.	30044	2	Pin, Clevis



ITEM	PART	QTY	DESCRIPTION
1.	43840	1	Cable, Turn-to-Lock 68"
2.	42047	1	Joint, Ball Socket
3.	963108	1	Throttle Bracket Assy.
4.	24790	2	Bolt, Hex
5.	21028	2	Washer, Lock
6.	1643	2	Washer, Flat
7.	1350	1	Nut
8.	23772	1	Nut, Jam

RESTRAINT BAR

2.4



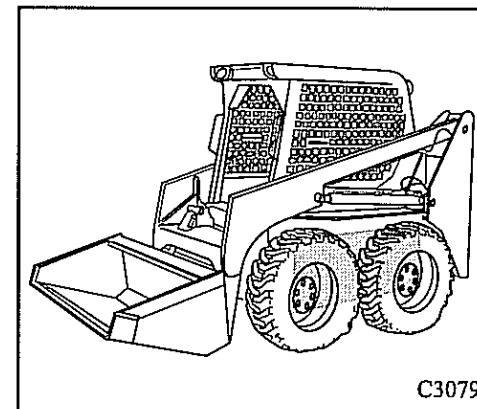
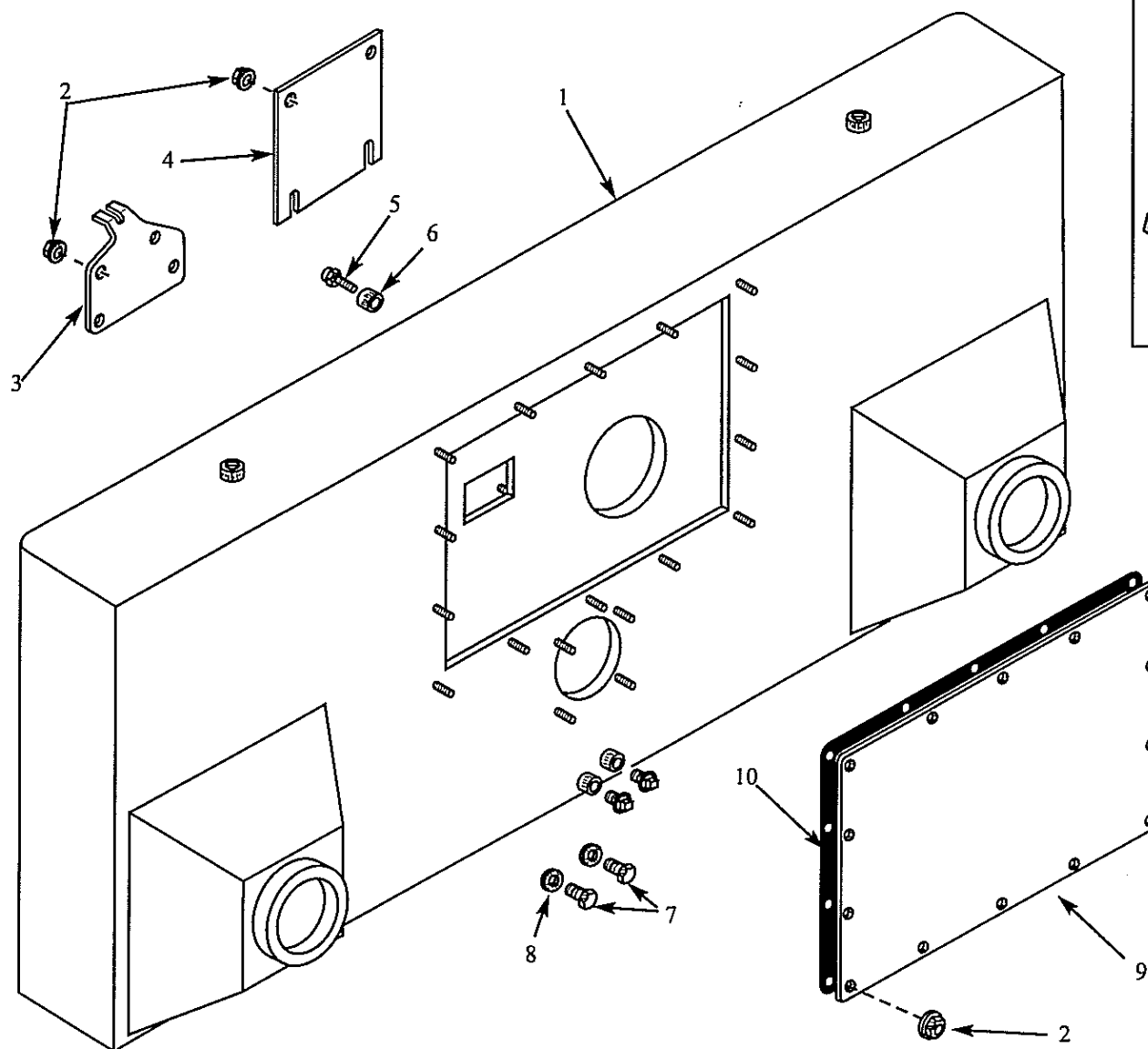
C3100|

C3344

ITEM	PART	QTY	DESCRIPTION
1.	961742	1	Restraint Bar Assy
2.	960497	1	Hook, Latch Assy, RH
	960498	1	Hook, Latch Assy, LH
3.	1650	6	Washer, Flat
4.	6645	2	Nut, Nylok
5.	38834	2	Spring
6.	38553	1	Cable, Pull 75"
7.	42443	1	Cable, Assy Pull 51.6" Bulkhead Mount
8.	8613	2	Nut, Nylok
9.	41042	2	Insulator, Nylon
10.	40320	2	Spacer
11.	1630	2	Pin Cotter
*	33269	1	Spring, Extension


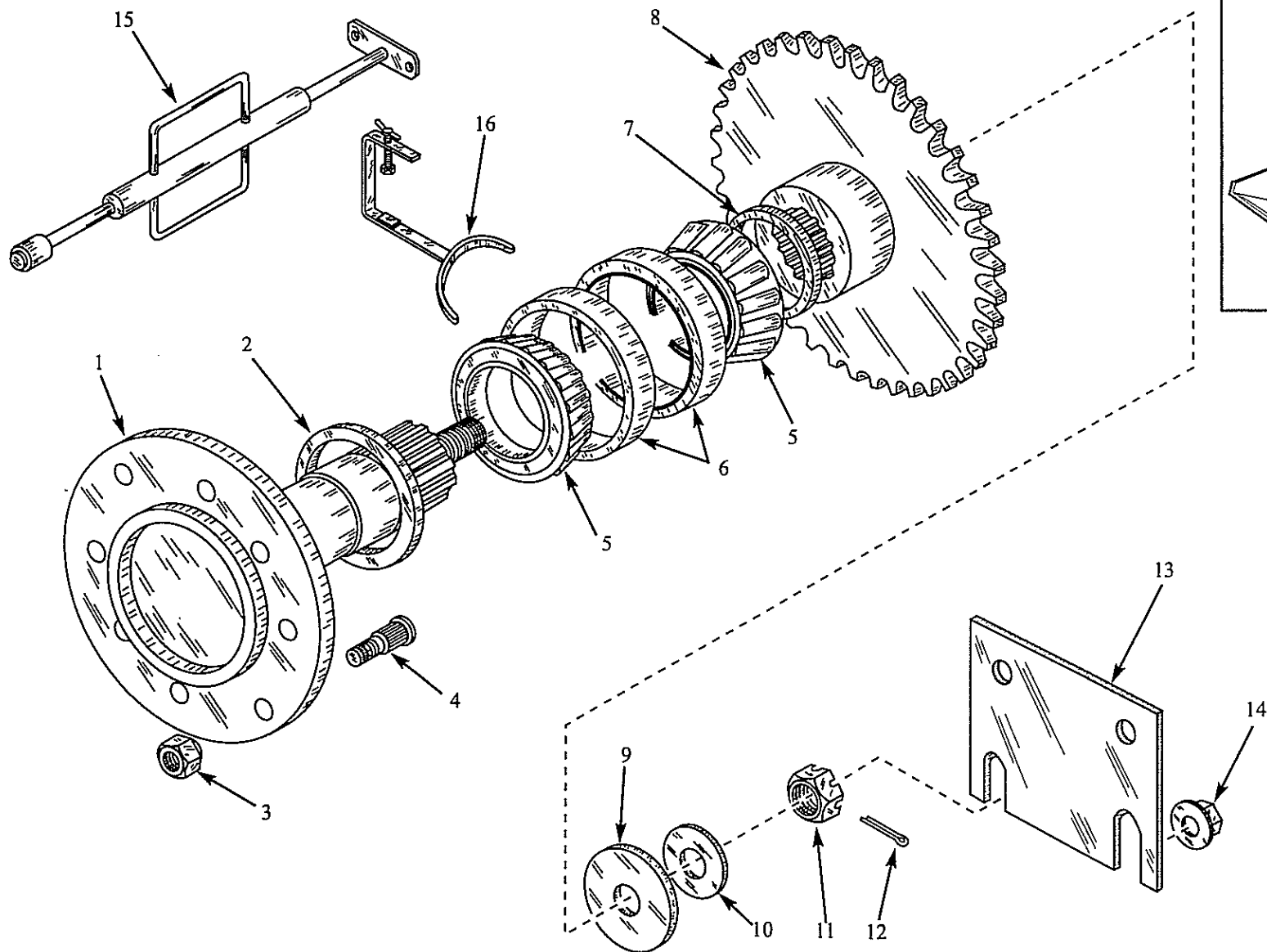
3. FINAL DRIVE TRANSMISSION

Transmission Housing.....	3.1
Axle Assembly	3.2
Idler Sprocket and Drive Chains.....	3.3
Parking Brake (to S/N LM001710).....	3.4 (A)
Parking Brake (S/N LM001710 onward)	3.4 (B)


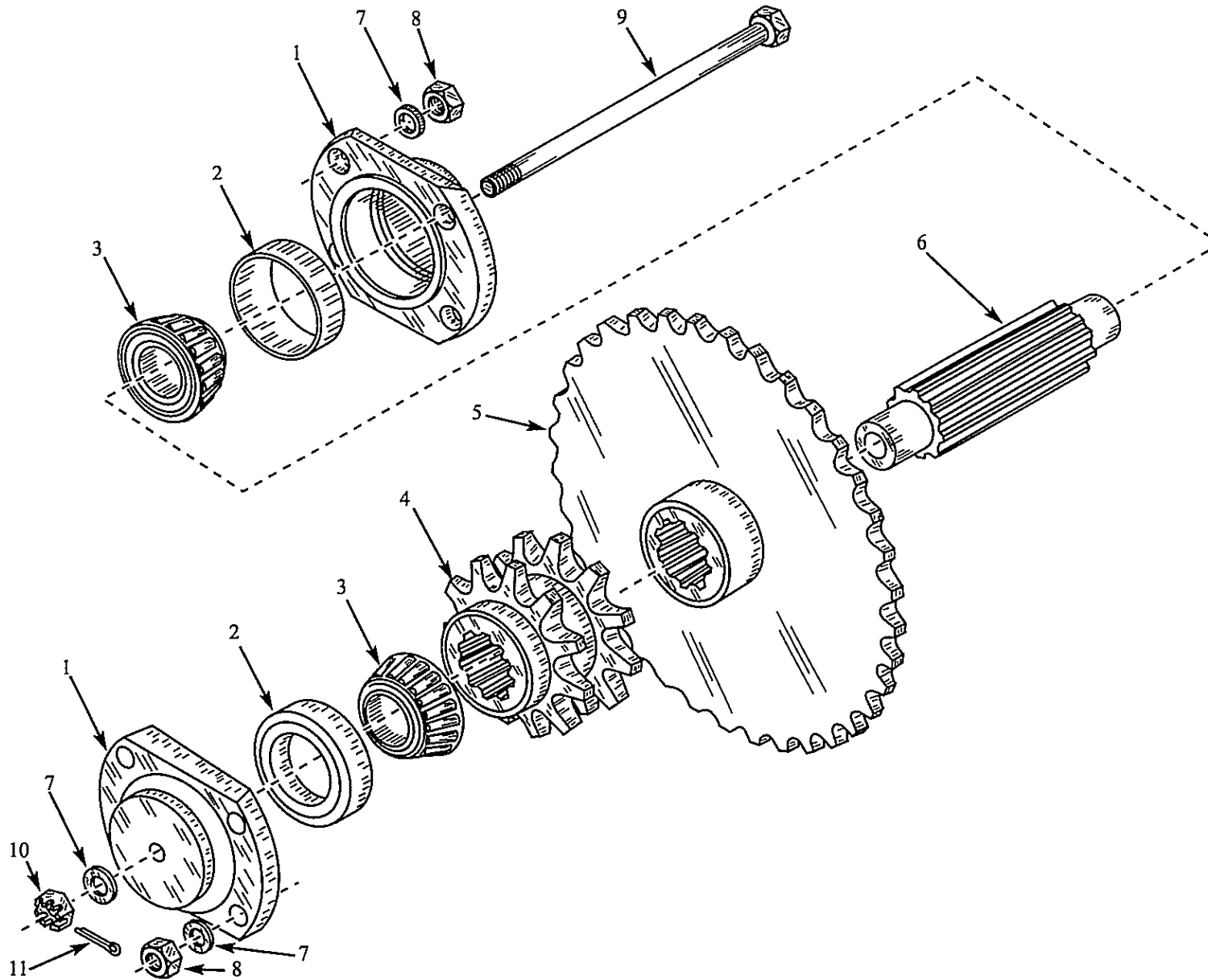


ITEM	PART	QTY	DESCRIPTION
1.	962675	1	Transmission RH, Welded Assembly
1.	962676	1	Transmission LH, Welded Assembly
2.	43558	52	Nut, Hex Flanged
3.	46448	1	Sheet, LH Cover
3.	46447	1	Sheet, RH Cover
4.	26315	4	Sheet, Rear Cap
5.	6377	2	Plug, Vented
6.	952766	2	Bushing, Breather Reducing
7.	44357	4	Plug, Drain
8.	44358	4	Washer, Nylon
9.	44148	2	Sheet, Cover
10.	46455	1	Gasket, Transmission Inspection Cover

* Diagram shows LH side of Transmission Housing only.



ITEM	PART	QTY	DESCRIPTION
1.	957785	1	Axle Assembly (4 required)
2.	29029	1	Seal
3.	5832	8	Nut, Wheel
4.	26188	8	Stud, Wheel
5.	26509	2	Bearing, Cone
6.	26510	2	Bearing, Cup
7.	25618	1	Plate, Axle Spacer
8.	26042	1	Sprocket, 27T100
9.	29361	1	Plate, Axle Washer
10.	22448	1	Washer, Axle
11.	14877	1	Nut, Castle
12.	1386	1	Pin, Cotter
13.	26315	1	Sheet, Rear Cap
14.	43558	4	Nut, Hex, Flange
15.	960475	1	Axle Puller
16.	958674	2	Seal Installation Tool, 2 Required



ITEM	PART	QTY	DESCRIPTION
1.	954434	4	Flange, Inner Bearing
2.	8705	4	Bearing, Cup
3.	8704	4	Bearing, Cone
4.	22734	2	Sprocket, Idler 11T100
5.	26041	2	Sprocket, 38T80
6.	25104	2	Shaft, Splined Intermediate
7.	25845	22	Washer, Flat
8.	8613	16	Nut, Nylok
9.	956429	2	Bolt, Assy.
10.	17340	2	Nut, Castle
11.	1546	2	Pin, Cotter

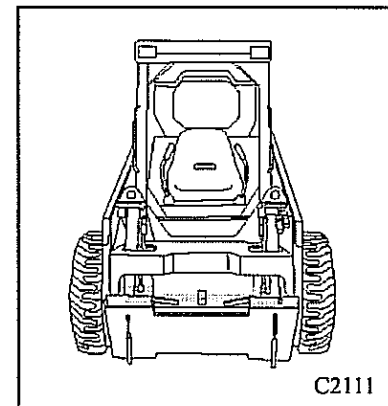
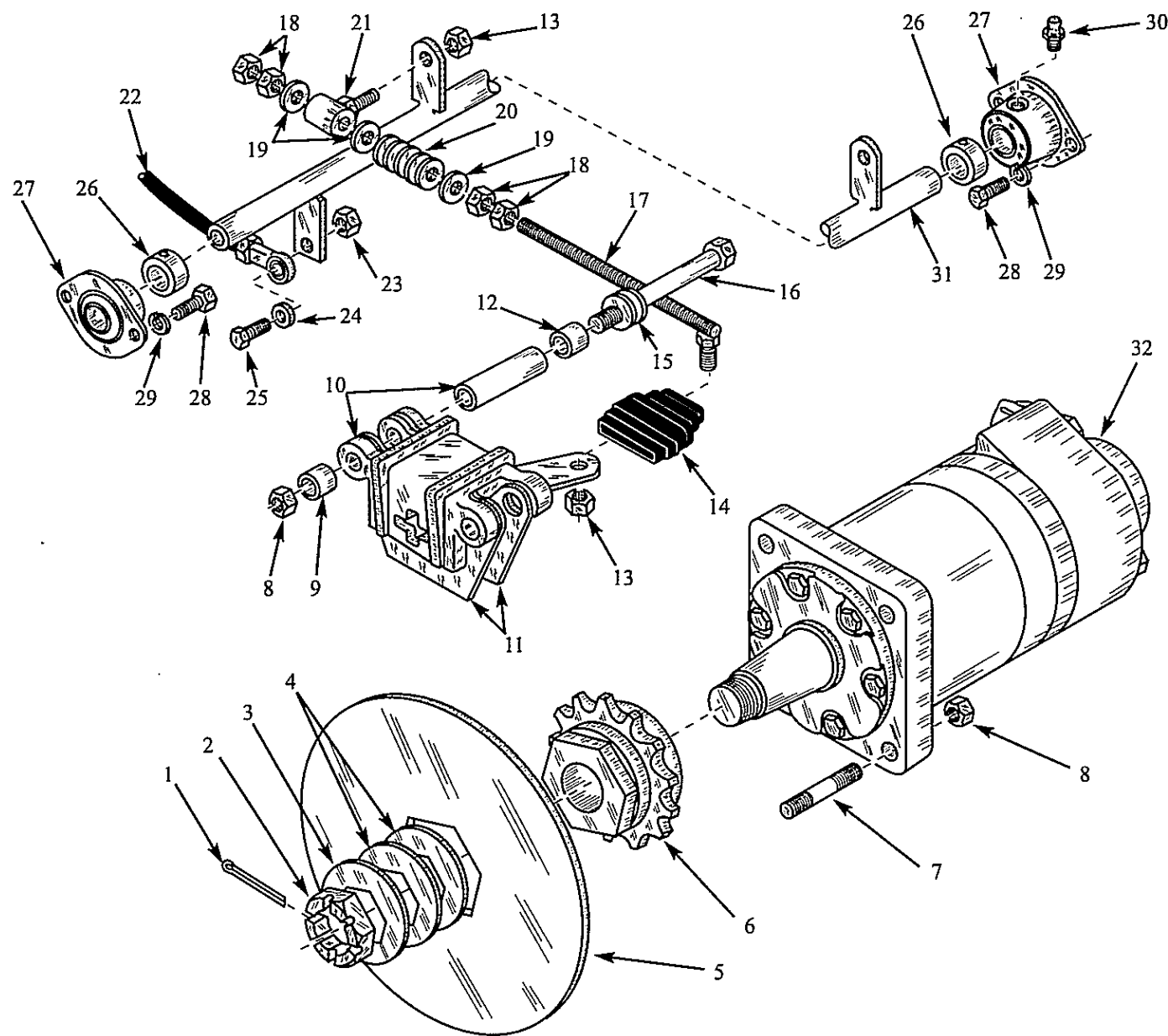
* Quantities listed for both sides of the loader.

CHAINS and CONNECTING LINKS (per side)

*	31044	1	Primary Idler Chain, #80 Roller X 45 Links, with Connector
*	31045	1	Front Chain, #100 Roller X 51 Links, with Connector
*	44270	1	Rear Chain, Heavy Duty #100H Roller X 58 Links, with Connector
*	32906	1	Connecting Link, #80
*	32907	1	Connecting Link, #100

PARKING BRAKE (to S/N LM001710)

3.4 (A)

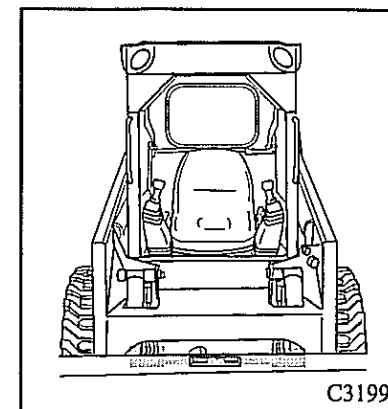
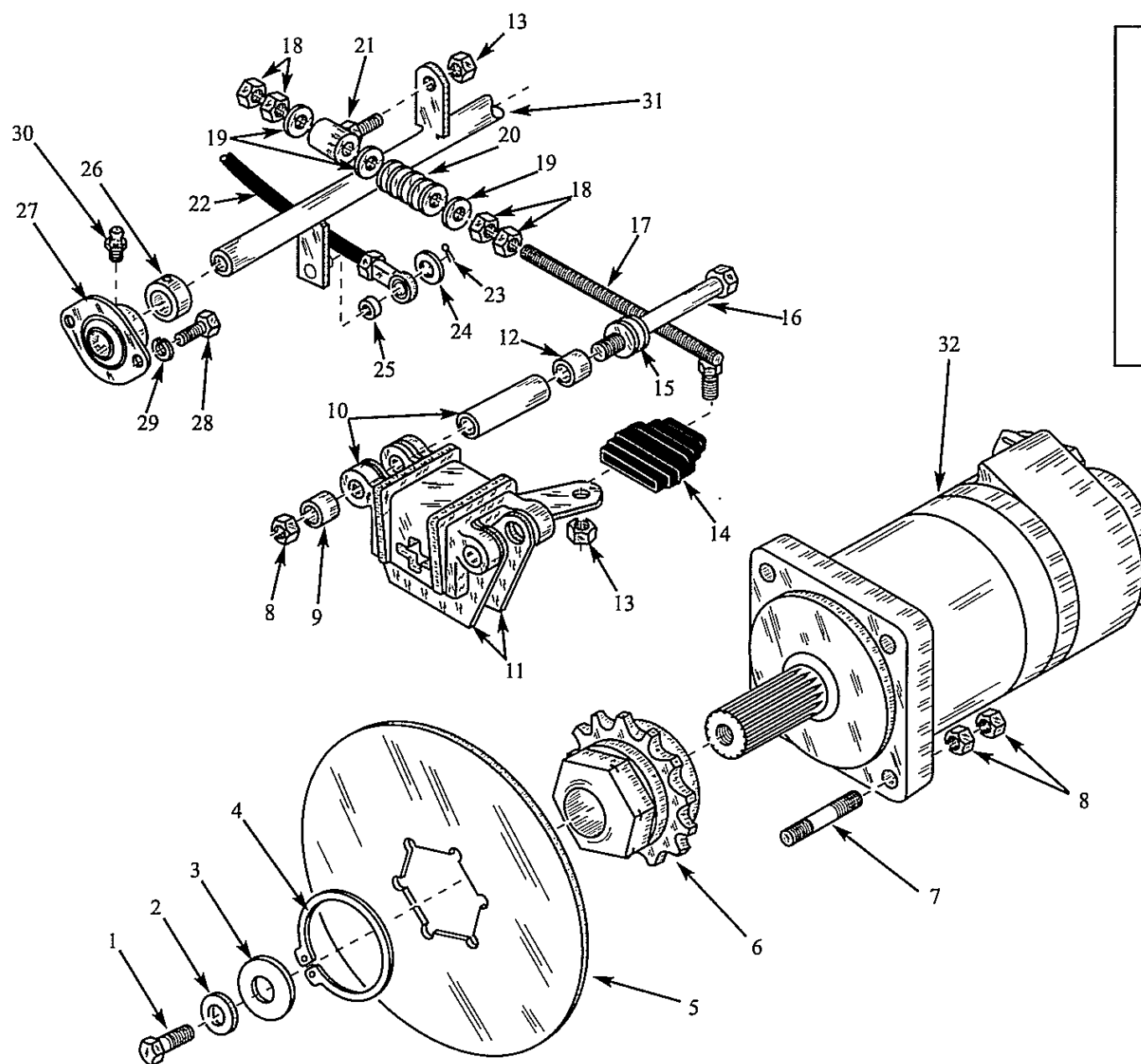


C2063

ITEM	PART	QTY	DESCRIPTION
1.	30800	2	Filler Rod
2.	22071	2	Castle Nut
3.	30474	2	Hex Washer
4.	30470	4	Hex Washer
5.	25843	2	Brake Disc
6.	25842	2	Sprocket, 13T80
7.	29093	8	Stud
8.	8613	8	Lock Nut
9.	29477	4	Bushing, Spacer
10.	28979	2	Brake Caliper, with Pads
11.	30487	4	Brake Pad (sold each)
12.	29476	4	Bushing, Spacer
13.	7465	4	Lock Nut
14.	41853	2	Brake Boot (Bellows)
15.	30485	8	Hardened Washers
16.	1662	4	Bolt
17.	956659	2	Brake Rod
18.	1194	8	Nut
19.	1643	6	Flat Washer
20.	1205	2	Spring
21.	956660	2	Pivot Bushing
22.	38553	1	Brake Cable, 75" Long
23.	6645	2	Lock Nut
24.	1650	2	Flat Washer
25.	7723	2	Bolt
26.	4842	2	Set Collar
27.	24914	2	Flange Bearing
28.	6081	4	Bolt
29.	1870	4	Lock Washer
30.	37184	2	Grease Fitting
31.	962503	1	Brake Shaft
32.	***	ea	Drive Motor, See Section 5
*	961596	1	Mount, Brake Cable (not shown)

PARKING BRAKE (S/N LM001710 onward)

3.4 (B)




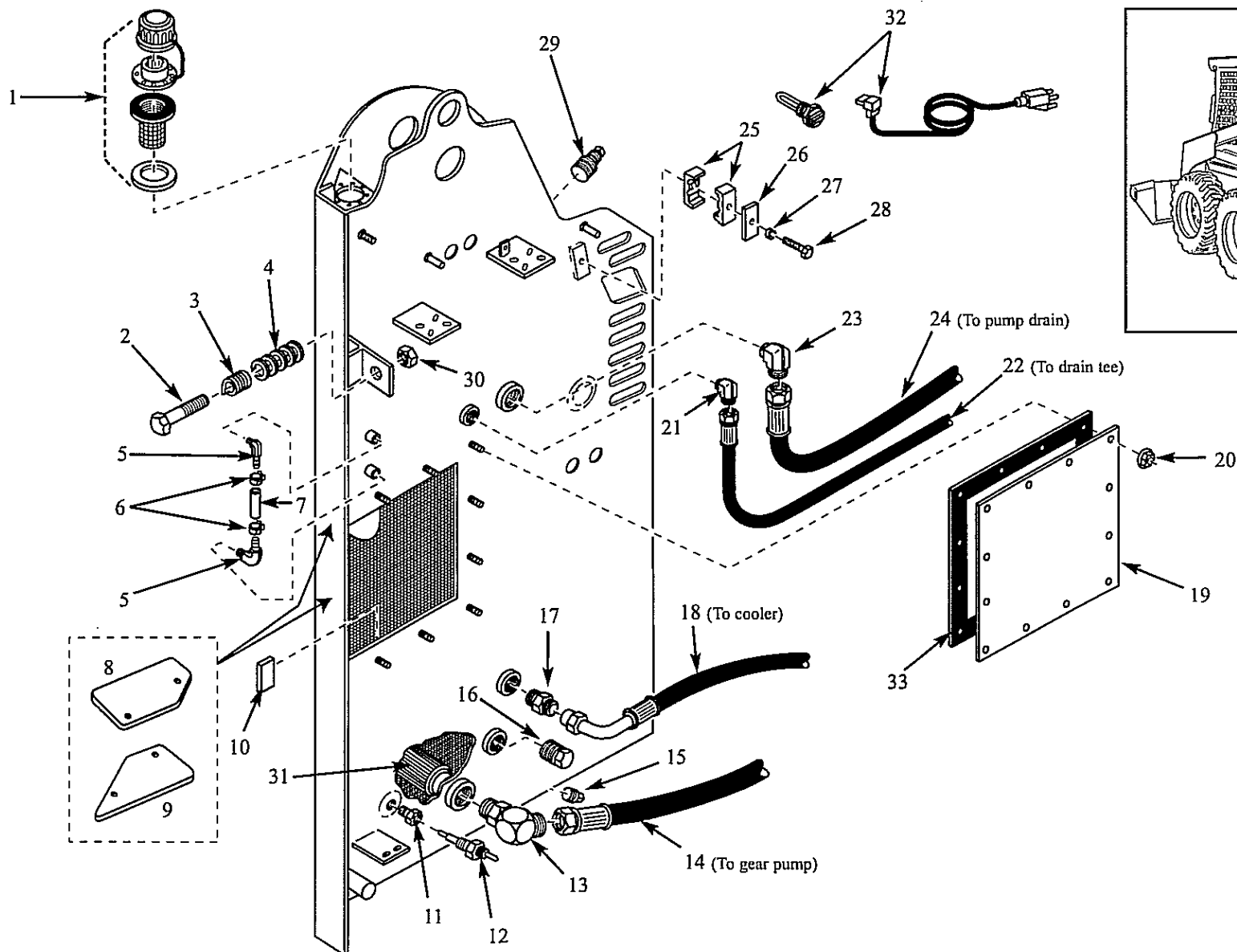
C3406

ITEM	PART	QTY	DESCRIPTION
1.	1193	2	Bolt, Hex
2.	1642	2	Washer, Lock
3.	42546	2	Washer, 2"
4.	46567	2	Ring, Retaining 3" External
5.	25843	2	Disc, Brake
6.	46251	2	Sprocket, Drive, 13 Tooth, No.80
7.	29093	8	Stud, Machine
8.	8613	16	Nut, Nylok
9.	29477	4	Bushing
10.	28979	2	Caliper, Brake Assy.
11.	30487	4	Brake Pad (sold each)
12.	29476	4	Bushing
13.	7465	2	Nut, Nylok
14.	41853	2	Boot, Neoprene Brake
15.	30485	8	Washer, Flat 1/2 Hardened
16.	1662	4	Bolt, Hex
17.	956659	2	Rod, Threaded Assy.
18.	1194	8	Nut, Hex
19.	1643	6	Washer, Flat
20.	1205	2	Spring, Compression
21.	956660	2	Bushing, Assy.
22.	38553	1	Cable Pull 75"
23.	1630	1	Cotter Pin
24.	1650	1	Flat Washer
25.	41042	1	Insulator, Nylon
26.	4842	2	Collar, Set
27.	24914	2	Bearing, Flange
28.	6081	4	Bolt, Hex
29.	1870	4	Washer, Lock
30.	37184	2	Grease Fitting
31.	962503	1	Shaft, Brake Assy.
32.	***	2	Drive Motor, See Section 5
*	961596	1	Mount, Brake Cable Assy. (not shown)

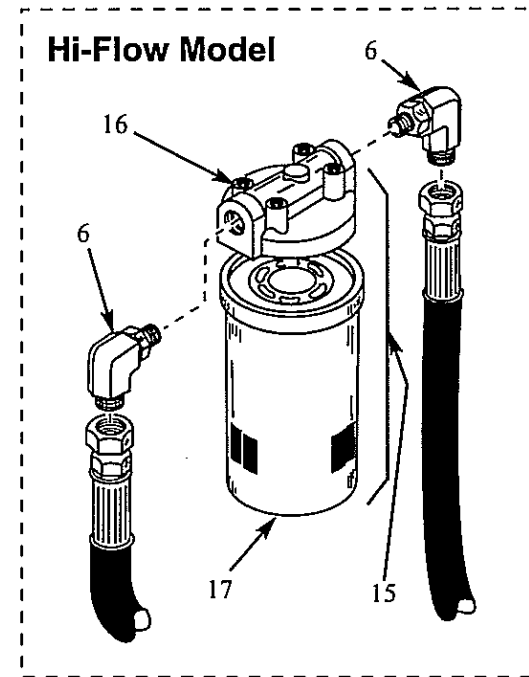

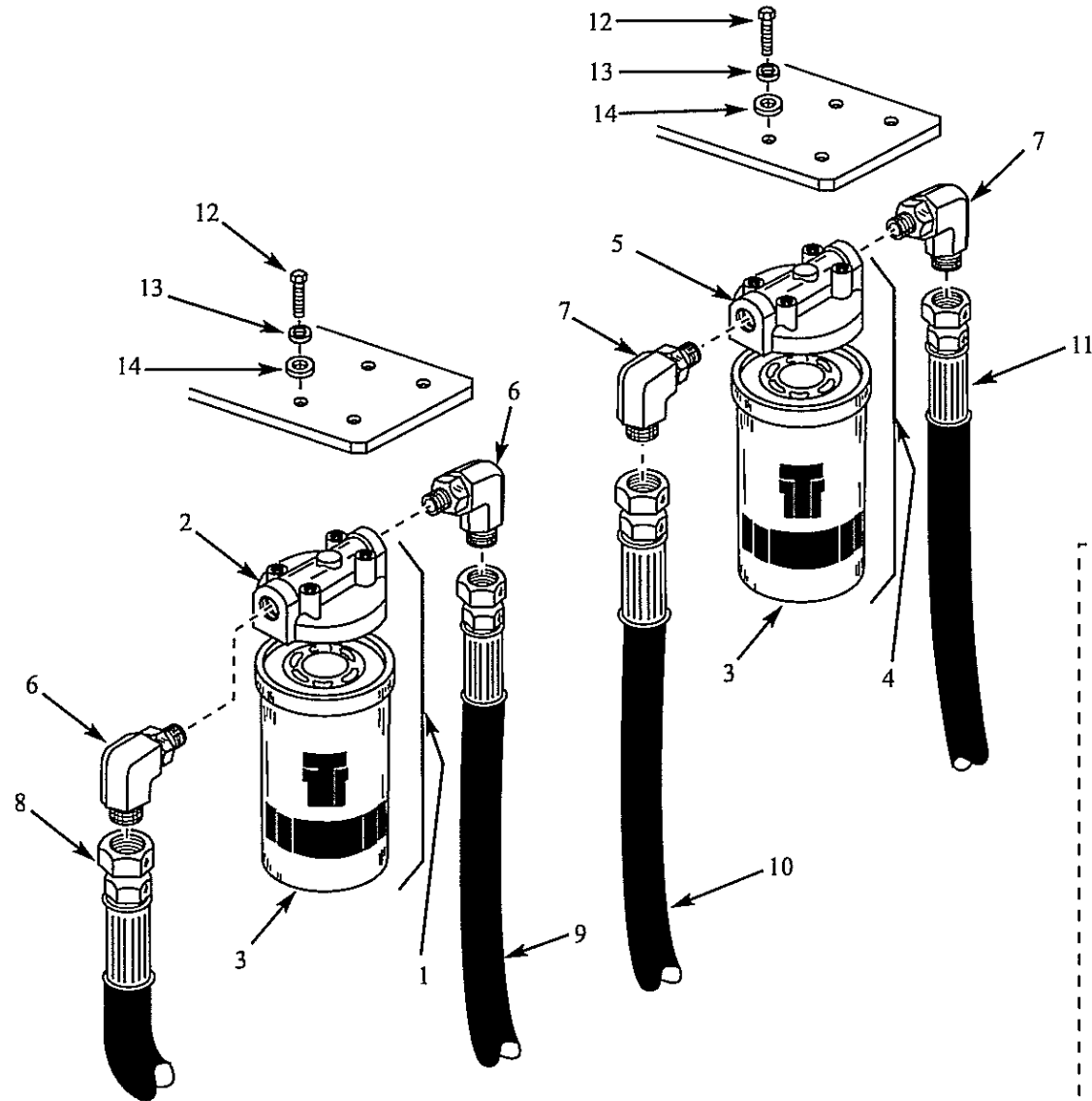
* Diagram shows RH side only. Quantities listed for the entire Parking Brake System.

4. HYDRAULIC SYSTEM

Oil Reservoir	4.1
Hydraulic Oil Filter	4.2
Boom Lift Circuit (Standard)	4.3 (A)
Boom Lift Circuit (w/ Self Level Valve).....	4.3 (B)
Fan / Radiator / Oil Cooler	4.4
Lift Cylinder.....	4.5
Bucket Tilt Circuit (Standard)	4.6 (A)
Bucket Tilt Circuit (w/ Self Level Valve).....	4.6 (B)
Tilt Cylinder	4.7
Auxiliary Circuit.....	4.8 (A)
Auxiliary Circuit with Accumulator	4.8 (B)
Control Valve	4.9




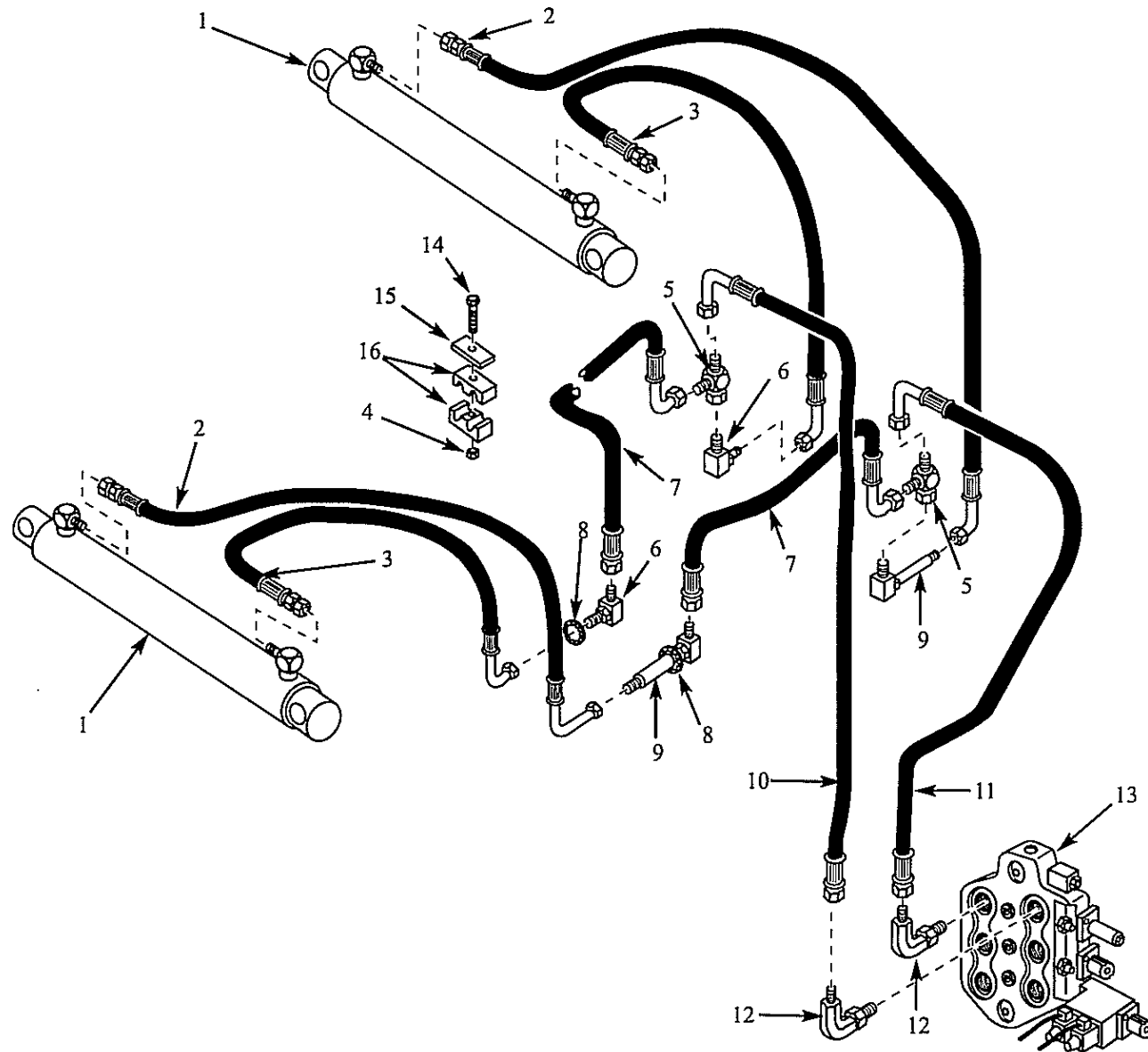
ITEM	PART	QTY	DESCRIPTION
1.	36733	1	Breather, Oil Filler Locking
	26202	1	Pressurized Filler Cap (Option)
2.	1773	1	Bolt
3.	32920	1	Spring, Compression
4.	25845	5	Washer, Flat
5.	34903	2	Elbow, 90°
6.	34919	2	Clamp, Circle Two Ear
7.	698	0.354 ft.	Tube, Clear Vinyl
8.	47911	1	Sheet, Top Baffle
9.	47912	1	Sheet, Bottom Baffle
10.	32478	1	Magnet, Hydraulic Oil Tank
11.	37208	1	Bushing, Reducing
12.	37206	1	Switch, Temperature Sender
13.	38768	1	Elbow, 90°
14.	962266	1	Hose, Hydraulic 1 1/4" x 53" (Tank to gear pump)
15.	17144	1	Plug, Socket Head Magnetic Pipe
16.	37070	1	Plug, Hex Head
17.	42321	1	Adapter
18.	964115	1	Hose, Hydraulic 1" x 108" (Cooler outlet bottom port to tank)
19.	20232	1	Cover, Inspection Hole
20.	43558	12	Nut, Hex Flange
21.	21701	1	Elbow, 90°
22.	964119	1	Hose, Hydraulic 1/2" x 60.7" (Drain tee to tank)
23.	36422	1	Elbow, 90°
24.	964120	1	Hose, Hydraulic 3/4" x 60.8" (Pump drain to tank)
25.	38303	4	Clamp
26.	38472	2	Clamp Plate
27.	1870	1	Washer, Lock
28.	15433	1	Bolt
29.	1457	1	Plug
30.	8613	1	Nut, Lock
31.	14898	1	Element, Hydraulic Oil Suction
32.	30549	1	Heater, Hydraulic Oil (Optional)
33.	46456	1	Gasket, Oil Tank Inspection Cover



ITEM	PART	QTY	DESCRIPTION
1.	38587	1	Filter, Hydraulic Assy.
2.	38588	1	Head, Filter Hydraulic Assy.
3.	35243	2	Element, Hydraulic Oil Filter
4.	42556	1	Filter, Hydraulic Assy.
5.	42557	1	Head, Filter Hydraulic Assy.
6.	33850	2	Elbow, 90°
7.	14866	2	Elbow, 90°
8.	964114	1	Hose, Hydraulic (Filter outlet to cooler inlet)
9.	961748	1	Hose, Hydraulic (Valve Outlet to Filter Inlet)
10.	963229	1	Hose, Hydraulic (Charge filter outlet to charge port inlet in pump)
11.	962270	1	Hose, Hydraulic (Fan motor outlet to charge filter inlet)
12.	1193	8	Bolt, Hex
13.	1642	8	Washer, Lock
14.	1643	8	Washer, Flat
15.	43539	1	Filter, Hydraulic Assy.
16.	43540	1	Head, Filter Assy.
17.	43541	1	Element, Hydraulic Oil Filter

BOOM LIFT CIRCUIT (Standard)

4.3 (A)





C3326

ITEM	PART	QTY	DESCRIPTION
1.	***	2	Lift cylinder, see section 4.5
2.	962903	2	Hose, Hydraulic (Lift cylinder front port to rear bulkhead)
3.	962904	2	Hose, Hydraulic (Lift cylinder rear port to front bulkhead)
4.	16771	2	Lock nut
5.	42322	2	Tee
6.	33831	2	Connector, Bulkhead 90°
7.	961774	2	Hose, Hydraulic (Lift hoses from bulkhead to bulkhead)
8.	43903	4	Washer, Lock Internal Tooth
9.	36336	2	Connector, Bulkhead 90°
10.	963230	1	Hose, Hydraulic (Lift rear port to front bulkhead)
11.	963231	1	Hose, Hydraulic (Lift front port to rear bulkhead)
12.	19232	2	Elbow, 90°
13.	***	1	Control valve, see section 4.9
14.	42625	2	Bolt
15.	42076	2	Plate, Cover Twin
16.	43033	4	Clamp
•	415	1	19.5' of Tube, Heli 3/4"x3/4" (Used to wrap hoses on the liftarms)

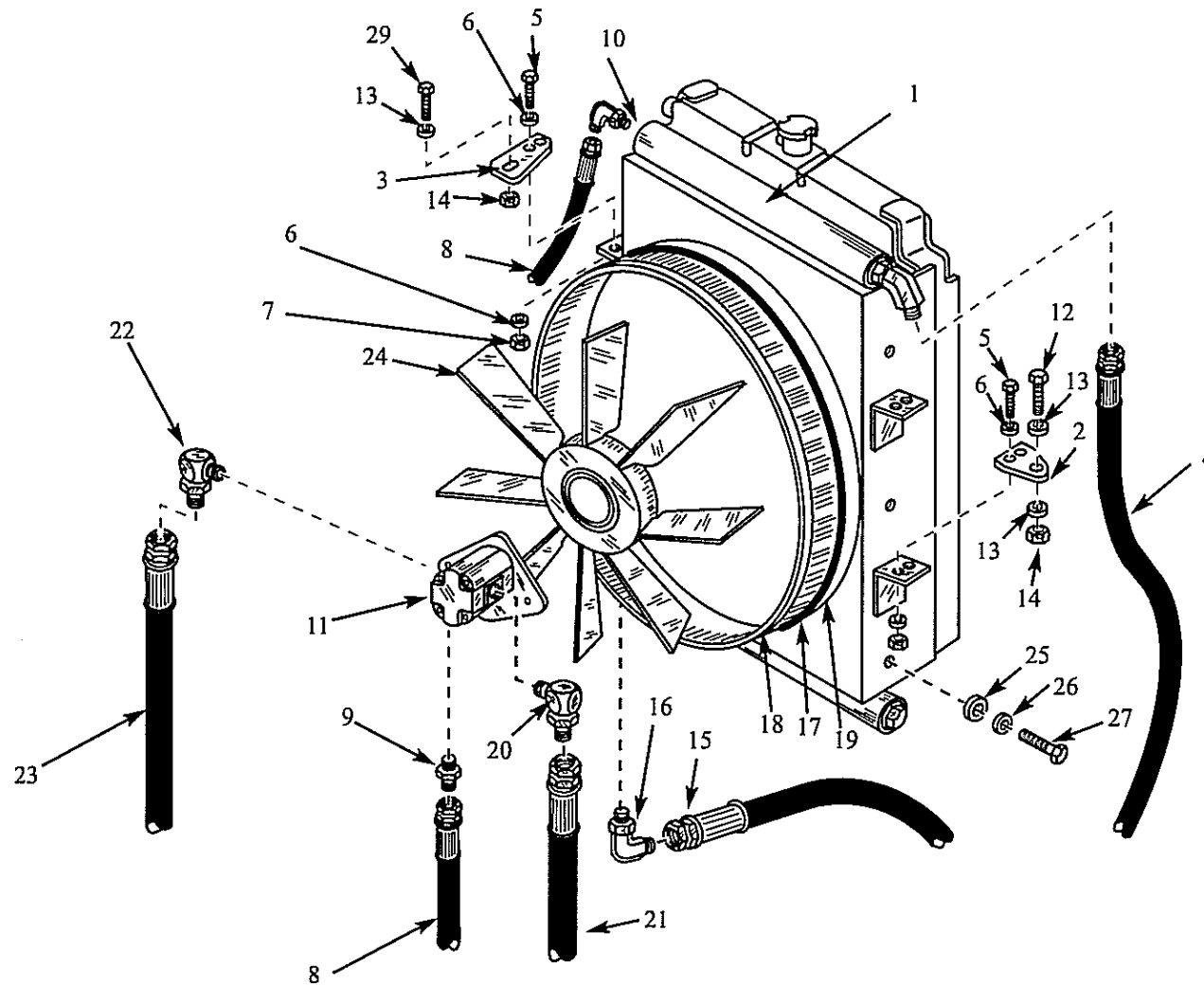
BOOM LIFT CIRCUIT (w/ Self Level Valve)

4.3 (B)

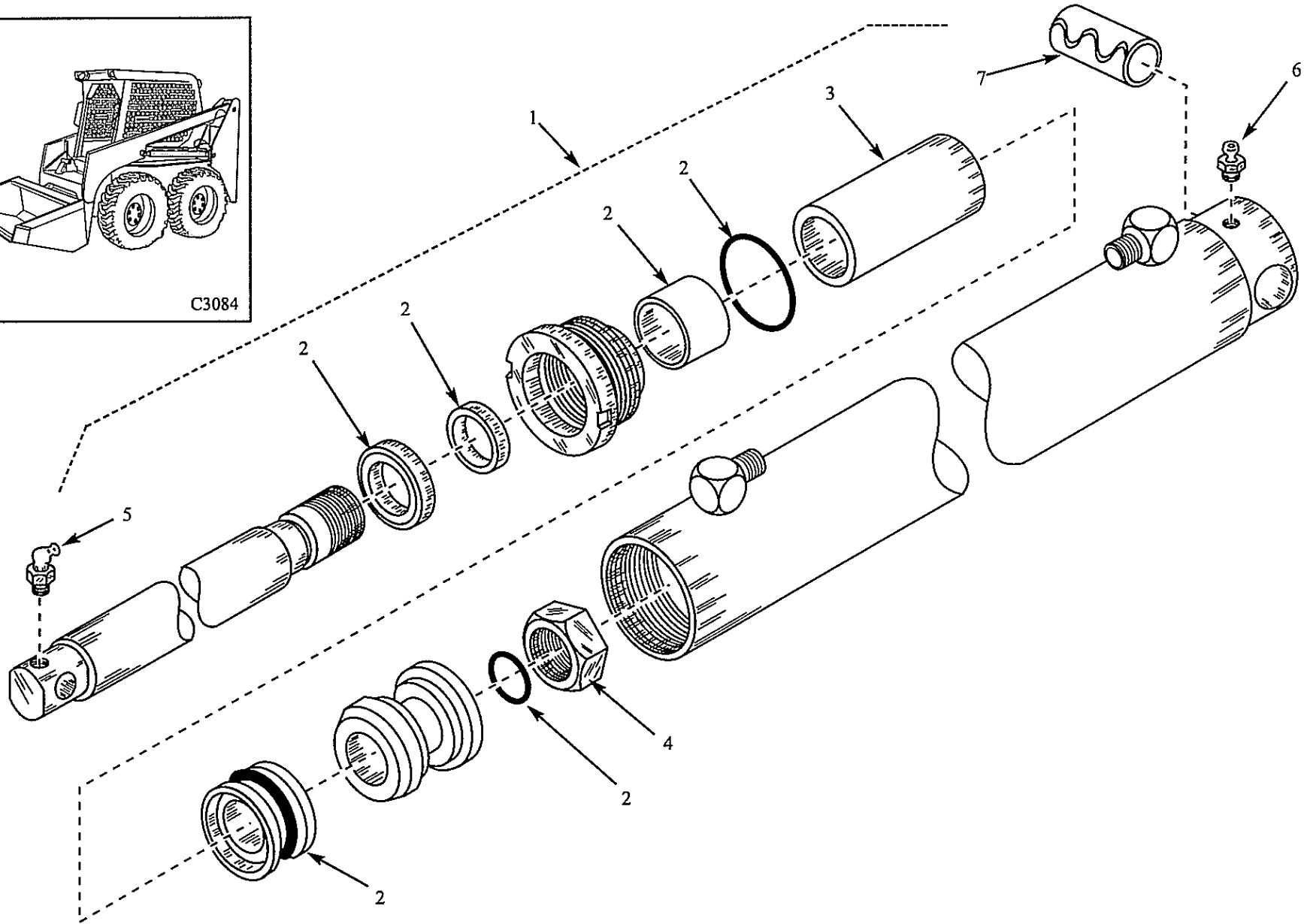
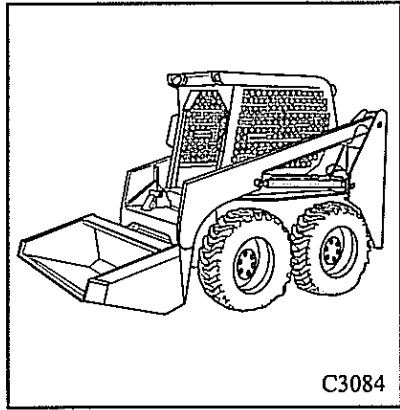


C2767

ITEM	PART	QTY	DESCRIPTION
1.	***	2	Lift cylinder, see section 4.5
2.	962903	2	Hose, Hydraulic (Lift cylinder front port to rear bulkhead)
3.	962904	2	Hose, Hydraulic (Lift cylinder rear port to front bulkhead)
4.	961776	1	Hose, Hydraulic (SLV port "A" to rear bulkhead)
5.	42322	2	Tee
6.	33831	2	Connector, Bulkhead 90°
7.	961774	2	Hose, Hydraulic (Lift hoses from bulkhead to bulkhead)
8.	43903	4	Washer, Lock Internal Tooth
9.	36336	2	Connector, Bulkhead 90°
10.	963230	1	Hose, Hydraulic (Lift rear port to front bulkhead)
11.	961937	1	Hose, Hydraulic (Valve front port to SLV port "B")
12.	19232	2	Elbow, 90°
13.	***	1	Control valve, see section 4.9
14.	42625	2	Bolt
15.	42076	2	Plate, Cover Twin
16.	43033	4	Clamp
17.	16771	2	Lock nut
18.	26549	1	Self level valve (SLV)
19.	19226	1	Connector
20.	19232	1	Elbow, 90°



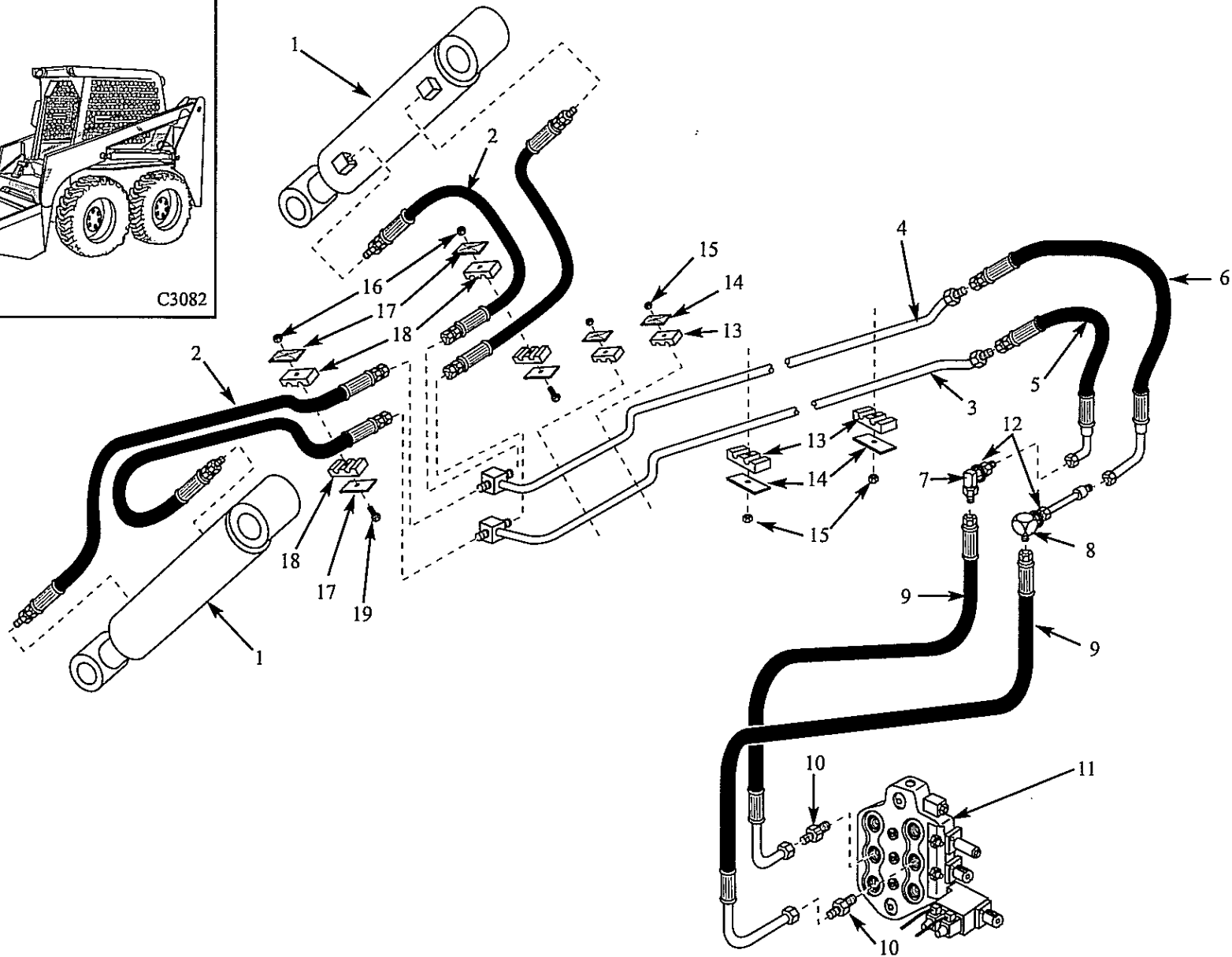
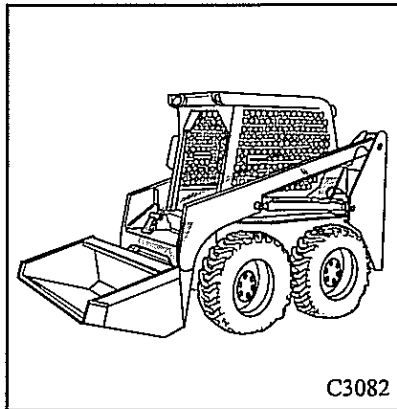
ITEM	PART	QTY	DESCRIPTION
1.	47961	1	Cooler, Assy w/ Fan
2.	41988	2	Plate, Oil Cooler Support, RH
3.	41989	2	Plate, Oil Cooler Support, LH
4.	964114	1	Hose, Hydraulic 1" x 136" (Filter outlet to cooler inlet top port)
5.	1672	8	Bolt, Hex 3/8 x 1 1/2
6.	1643	16	Washer, Flat 3/8
7.	7465	8	Nut, Nylok 3/8
8.	961904	1	Hose, Hydraulic 1/4" x 42.5" (Case drain fan motor to oil cooler top inlet port)
9.	30266	1	Connector, Straight
10.	21128	1	Elbow, 90 Degrees
11.	42788	1	Motor, Hydraulic Gear 19 cc
12.	24980	2	Bolt, Hex 1/2 x 2 1/4
13.	23385	8	Washer, Flat 1/2
14.	8613	4	Nut, Nylok 1/2
15.	964115	1	Hose, Hydraulic 1" x 108" (Cooler outlet bottom port to tank)
16.	33850	1	Elbow, 90 Degree
17.	810	6.33 ft.	Strap, Cable Tie
18.	44760	1	Foam Sealing Ring
19.	42158	1	Clip, Tie Strap
20.	25011	1	Elbow, 90 Degrees
21.	962269	1	Hose, Hydraulic 5/8" x 102" (Gear pump outlet to fan drive motor)
22.	14866	1	Elbow, 90 Degrees
23.	962270	1	Hose, Hydraulic 3/4" x 139" (Fan motor outlet to charge filter inlet)
24.	43495	1	Fan
25.	1651	6	Washer, Flat 5/16
26.	1870	6	Washer, Lock 5/16
27.	6081	6	Bolt, Hex 5/16 x 3/4
28.	44904	1	Cap, Steel, Radiator, V3300T
29.	3321	2	Bolt, Hex 1/2 x 1 3/4



ITEM	PART	QTY	DESCRIPTION
1.	43771	1	Cylinder Assembly (pair required)
2.	44570	1	Kit, Seal Hydraulic Cylinder
3.	30236	1	Spacer
4.	29896	1	Nut, Lock
5.	35451	1	Grease Fitting, 90°
6.	2010	1	Grease Fitting Straight
7.	43632	1	Bushing, Hardened

BUCKET TILT CIRCUIT (Standard)

4.6 (A)

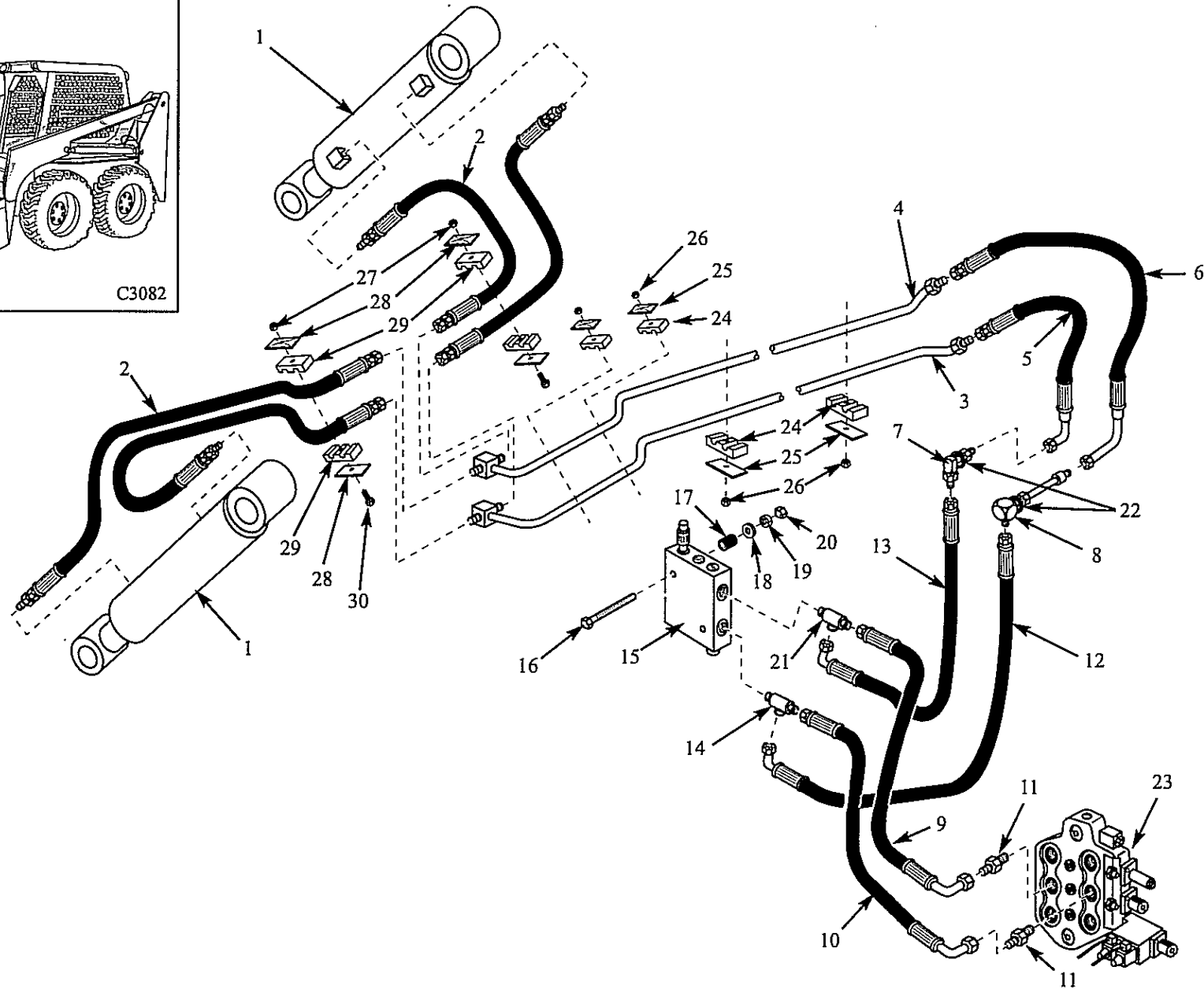
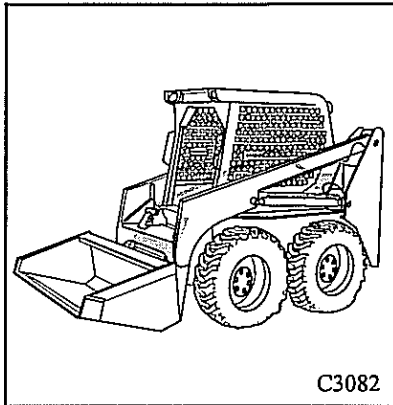


C3327

ITEM	PART	QTY	DESCRIPTION
1.	***	2	Tilt Cylinder, See Section 4.7
2.	961499	4	Hose, Hydraulic (Tilt cylinder to tube)
3.	42091	1	Tube, Hydraulic (Inside tilt tube)
4.	43570	1	Tube, Hydraulic (Outside tilt tube)
5.	961761	1	Hose, Hydraulic (Front bulkhead to inside hydraulic line)
6.	961760	1	Hose, Hydraulic (Rear bulkhead to outside hydraulic line)
7.	33831	1	Connector, Bulkhead 90°
8.	43536	1	Connector, Bulkhead 90° (Long)
9.	963232	2	Hose, Control Valve to Bulkhead
10.	19226	2	Connector
11.	***	1	Control Valve, See Section 4.9
12.	43903	2	Star washer
13.	38303	4	Clamp, Tube Twin 5/8"
14.	38472	4	Plate, Cover Twin
15.	7465	4	Nut, Nylok
16.	16771	2	Nut, Nylok
17.	42076	4	Plate, Cover Twin
18.	42061	4	Clamp, Twin 3/4" Tube
19.	1675	2	Bolt, Hex

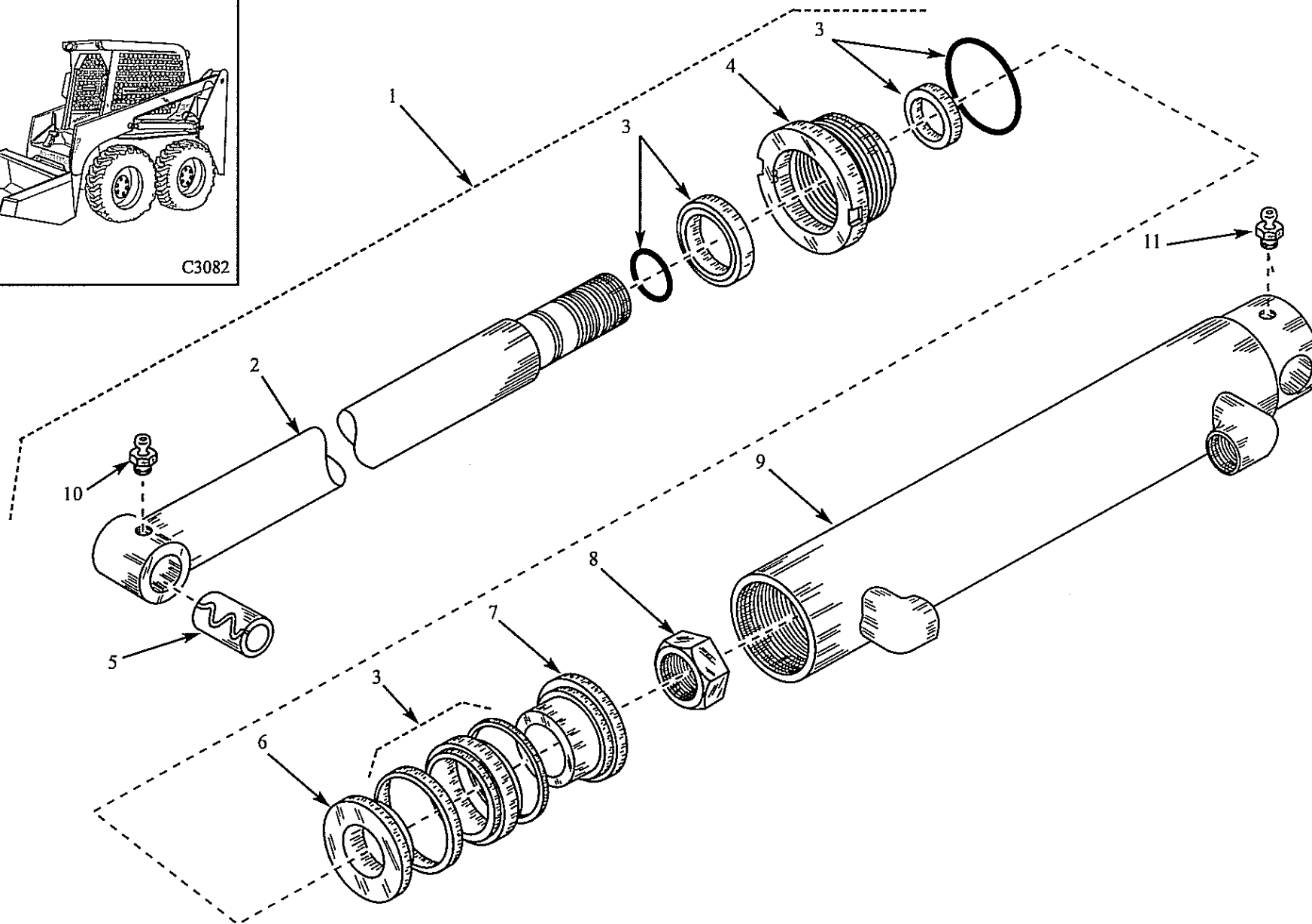
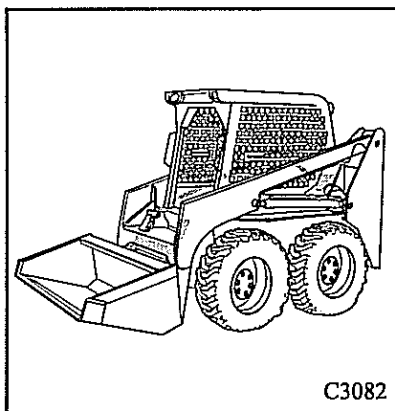
BUCKET TILT CIRCUIT (w/ Self Level Valve)

4.6 (B)



C3331

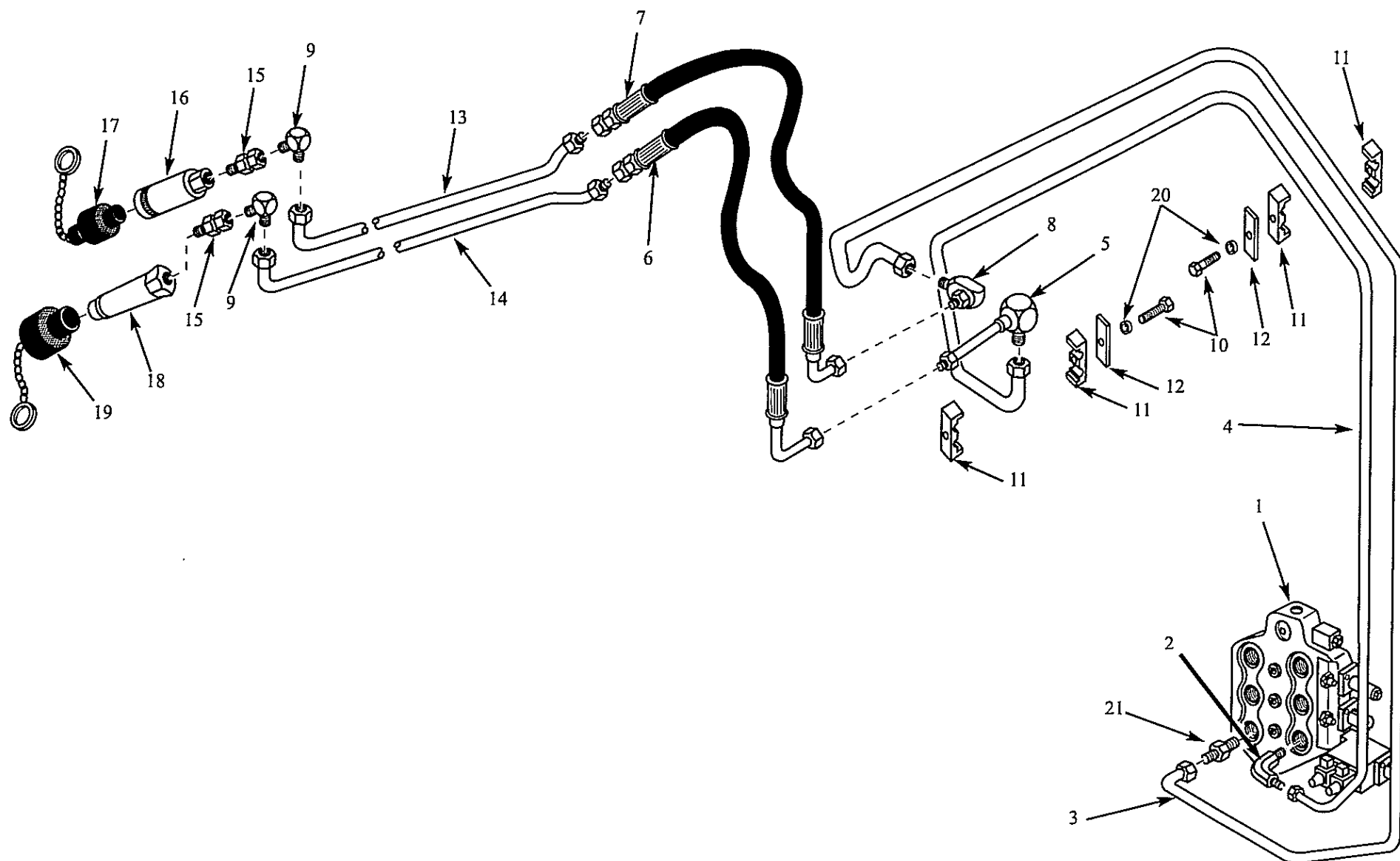
ITEM	PART	QTY	DESCRIPTION
1.	***	2	Tilt Cylinder, See Section 4.7
2.	961499	4	Hose, Hydraulic (Tilt cylinder to tube)
3.	42091	1	Tube, Hydraulic (Inside tilt tube)
4.	43570	1	Tube, Hydraulic (Outside tilt tube)
5.	961761	1	Hose, Hydraulic (Front bulkhead to inside hydraulic line)
6.	961760	1	Hose, Hydraulic (Rear bulkhead to outside hydraulic line)
7.	33831	1	Connector, Bulkhead 90°
8.	43536	1	Connector, Bulkhead 90° (Long)
9.	963232	1	Hose, Hydraulic (Front valve port to SLV Port "D")
10.	963232	1	Hose, Hydraulic (Rear valve port to SLV Port "C")
11.	19226	2	Connector
12.	961778	1	Hose, Hydraulic (SLV Port "C", tee to rear bulkhead)
13.	961767	1	Hose, Hydraulic (SLV Port "D", tee to front bulkhead)
14.	961777	1	Restrictor, Tee
15.	26549	1	Self Level Valve, (SLV)
16.	42907	2	Bolt, Hex
17.	36273	2	Bar
18.	17438	2	Washer, Flat
19.	17441	2	Washer, Lock
20.	24615	2	Nut, Hex
21.	36626	1	Tee
22.	43903	2	Star Washer
23.	***	1	Control Valve, See Section 4.9
24.	38303	4	Clamp, Tube Twin 5/8"
25.	38472	4	Plate, Cover Twin
26.	7465	4	Nut, Nylok
27.	16771	2	Nut, Nylok
28.	42076	4	Plate, Cover Twin
29.	42061	4	Clamp, Twin 3/4" Tube
30.	1675	2	Bolt, Hex



ITEM	PART	QTY	DESCRIPTION
1.	33153	1	Tilt Cylinder (pair required)
2.	42850	1	Rod, Hydraulic Cylinder
3.	32511	1	Kit, Seal, Hydraulic Cylinder
4.	33868	1	Cap, End, Hydraulic Cylinder
5.	30641	1	Bushing, Hardened
6.	29861	1	Piston, Part "B" 0.375" Long
7.	42851	1	Piston, Part "C" 1.312" Long
8.	6297	1	Nut, Cylinder, Hex
9.	33155	1	Tube, Hydraulic Cylinder
10.	2010	1	Fitting, Grease (Straight)
11.	35451	1	Fitting, Grease (90°)

AUXILIARY CIRCUIT (to S/N LM001600)

4.8 (A)

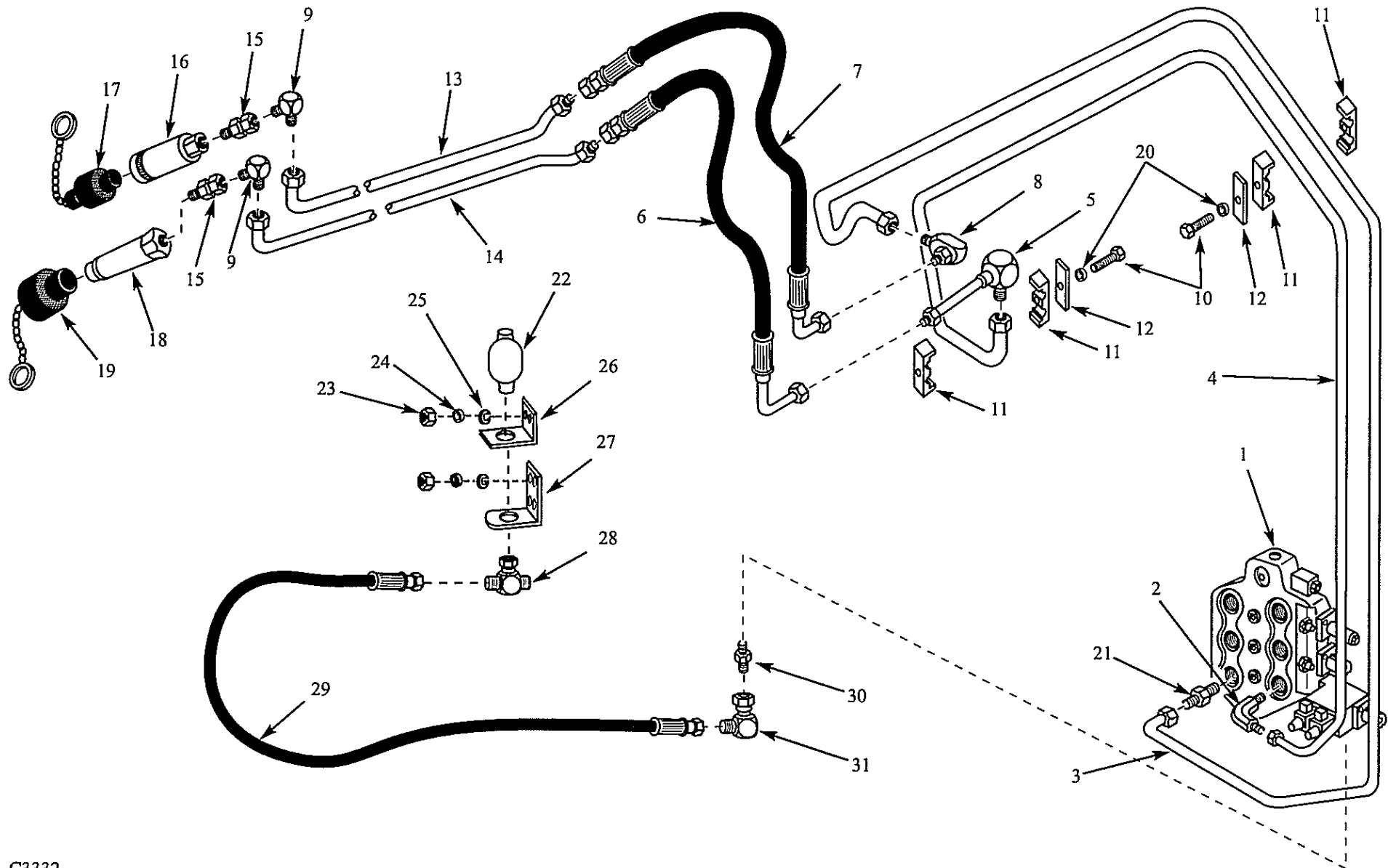


C2775


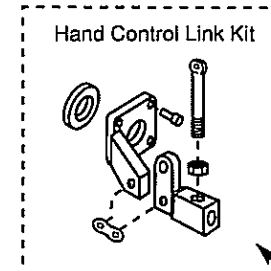
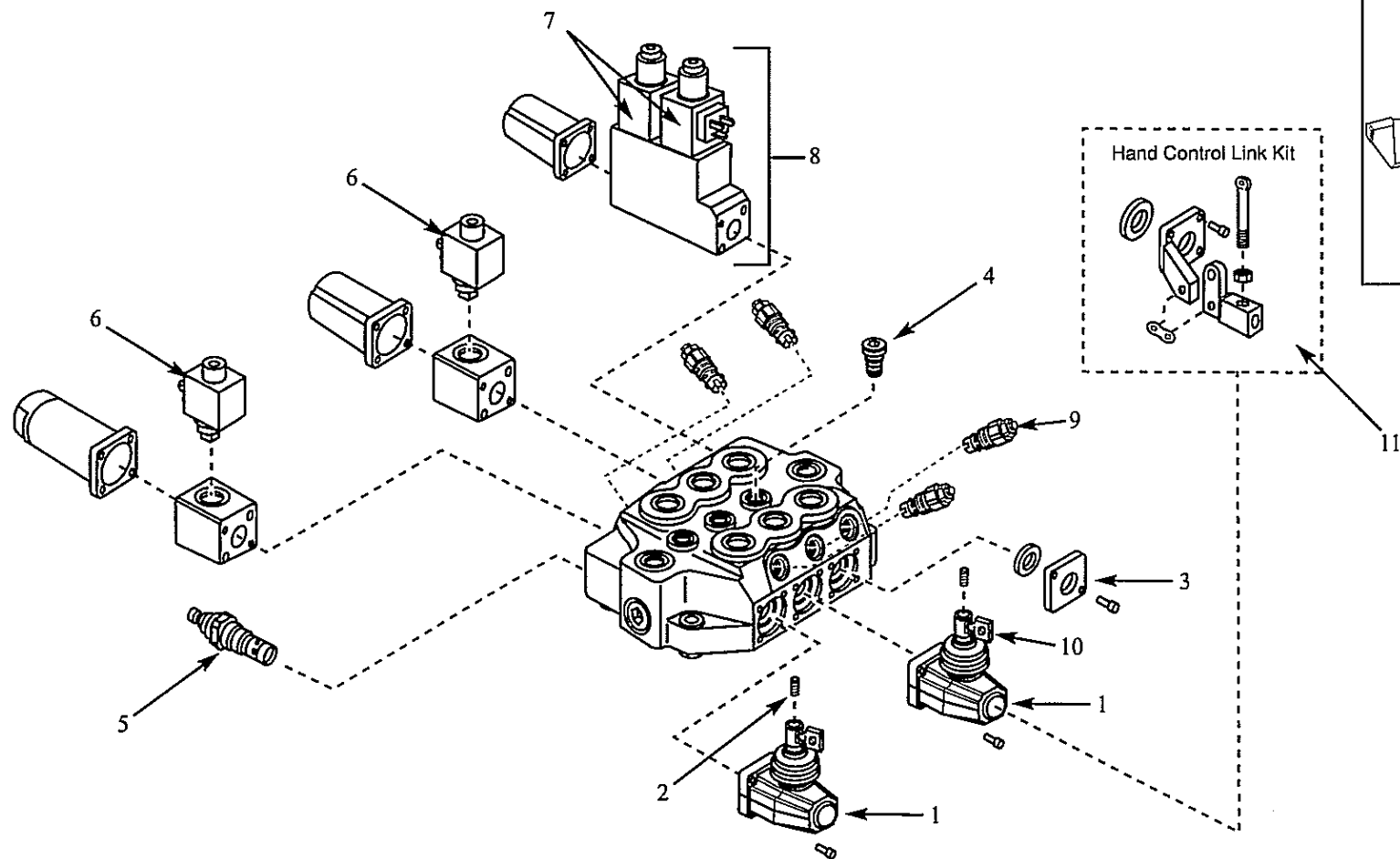
ITEM	PART	QTY	DESCRIPTION
1.	***	1	Control Valve, See Section 4.9
2.	19232	1	Elbow, 90°
3.	44674	1	Tube, Hydraulic (Bulkhead to valve)
4.	44675	1	Tube, Hydraulic (Bulkhead to valve)
5.	43536	2	Connector, Bulkhead 90° (Long)
*	43903	2	Internal Star Washer (Used on bulkheads)
6.	961760	1	Hose, Hydraulic (Rear bulkhead to outside hydraulic line)
7.	961761	1	Hose, Hydraulic (Front bulkhead to inside hydraulic line)
8.	33831	1	Connector, Bulkhead 90°
9.	22280	2	Elbow, 90°
10.	15433	2	Bolt
11.	38303	4	Clamp, Tube Twin
12.	38472	2	Plate, Cover Twin
13.	42089	1	Tube, Hydraulic (Inside auxiliary tube)
14.	43571	1	Tube, Hydraulic (Outside auxiliary tube)
15.	29437	2	Connector, Bulkhead
16.	6608	1	Quick Coupler, Female
17.	7124	1	Dust Plug for Female Quick Coupler
18.	1803	1	Quick Coupler, Male
19.	7667	1	Dust Plug for Male Quick Coupler
20.	1870	2	Lock Washer
21.	19226	1	Connector

AUXILIARY CIRCUIT WITH ACCUMULATOR (S/N LM001600 onward)

4.8 (B)



ITEM	PART	QTY	DESCRIPTION
1.	***	1	Control Valve, see Section 9
2.	19232	1	Elbow, 90°
3.	44674	1	Tube, Hydraulic (Bulkhead to valve)
4.	44675	1	Tube, Hydraulic (Bulkhead to valve)
5.	43536	2	Connector, Bulkhead 90° (Long)
*	43903	2	Internal Star Washer (used on bulkheads)
6.	961760	1	Hose, Hydraulic (Rear bulkhead to outside hydraulic lines)
7.	961761	1	Hose, Hydraulic (Front bulkhead to inside hydraulic lines)
8.	33831	1	Connector, Bulkhead 90°
9.	22280	2	Elbow, 90°
10.	15433	2	Bolt
11.	38303	4	Clamp, Tube Twin
12.	38472	2	Plate, Cover Twin
13.	42089	1	Tube, Hydraulic (Inside auxiliary tube)
14.	43571	1	Tube, Hydraulic (Outside auxiliary tube)
15.	29437	2	Connector, Bulkhead
16.	6608	1	Quick Coupler, Female
17.	7124	1	Dust Plug for Female Quick Coupler
18.	1803	1	Quick Coupler, Male
19.	7667	1	Dust Plug for Male Quick Coupler
20.	1870	2	Lock Washer
21.	19226	1	Connector
22.	46118	1	Accumulator, Diaphragm
23.	1191	4	Nut, Hex 5/16"
24.	1870	4	Washer, Lock 5/16"
25.	1651	4	Washer, Flat 5/16"
26.	46165	1	Sheet, Accumulator Mount Top
27.	46116	1	Sheet, Accumulator Mount Bottom
28.	38393	1	Tee, Branch
29.	964111	1	Hose, Hydraulic (Valve to accumulator)
30.	36853	1	Connector
31.	15103	1	Elbow



ITEM	PART	QTY	DESCRIPTION
*	46120	1	Valve, Assy. Solenoid Auxiliary w/ Control Boxes, Accumulator Port
*	46125	1	Valve, Assy. Solenoid Auxiliary w/ One Control Lever Box
1.	44935	2	Kit, Control Lever Box
2.	44473	2	Screw, Set
3.	44936	1	Kit, Dust Cap Assy.
4.	43722	3	Valve, Check
5.	43721	1	Valve, Main Relief
6.	43724	2	Coil, Solenoid Lock Assy.
7.	43723	2	Coil, Auxiliary Solenoid
8.	43814	1	Kit, Electrical Auxiliary Control Valve
8.	46117	1	Kit, Electro-Hyd. Auxiliary (Machines w/ Accumulator)
9.	47435	4	Valve, Port Relief
10.	44299	2	Bar, Control Lever Linkage
11.	44937	1	Kit, Dust Cap w/ Connector for Hand Control (Optional)
*	43812	1	Kit, Seal Rubber, Control Valve

5. HYDROSTATIC DRIVE SYSTEM

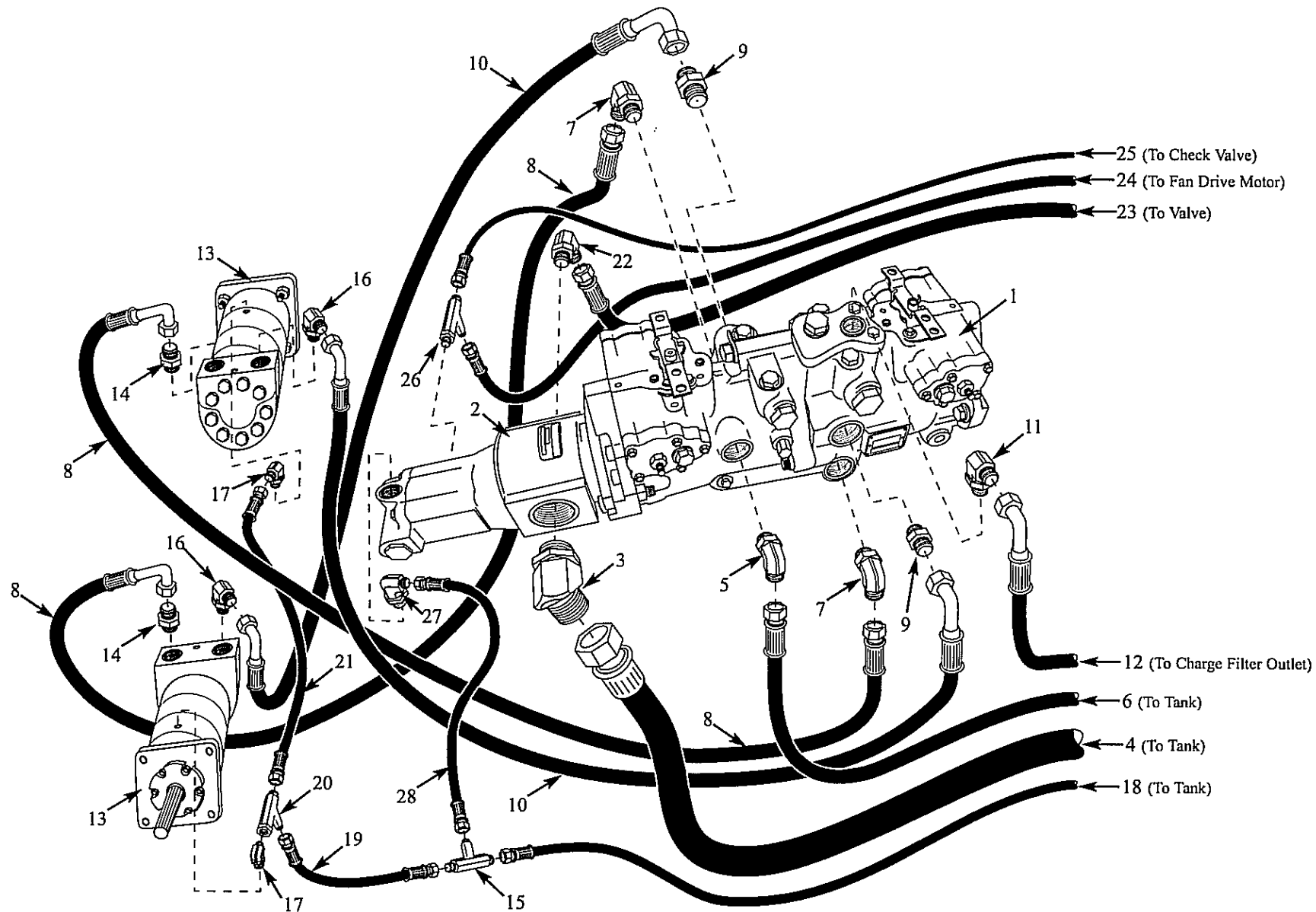
Hydrostatic Drive Circuit..... 5.1

Hydrostatic Tandem Pump (to S/N LM001599)..... 5.2 (A)

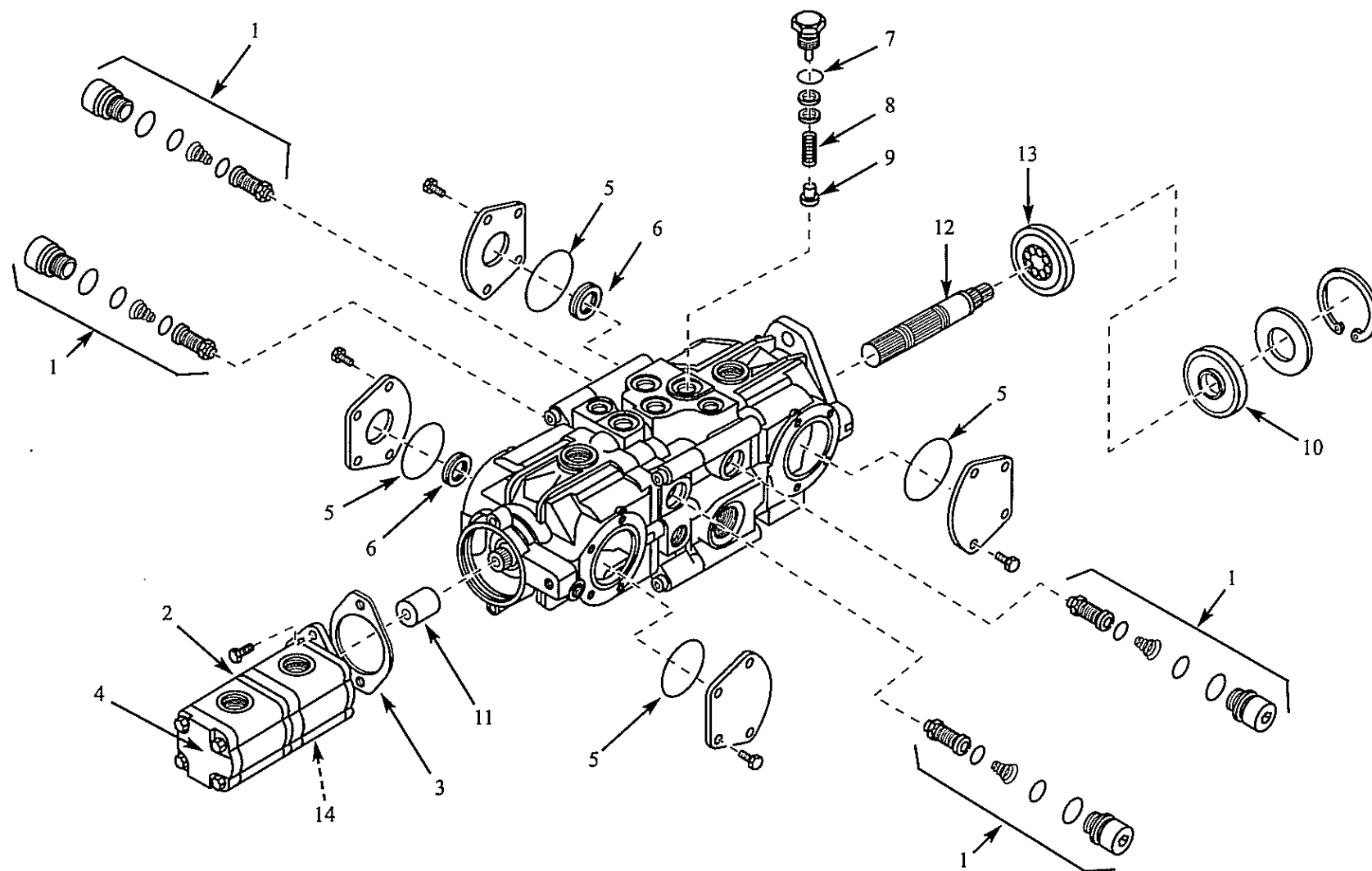
Hydrostatic Tandem Pump (S/N LM001600 onward)5.2 (B)

Hi-Flow Circuit5.3

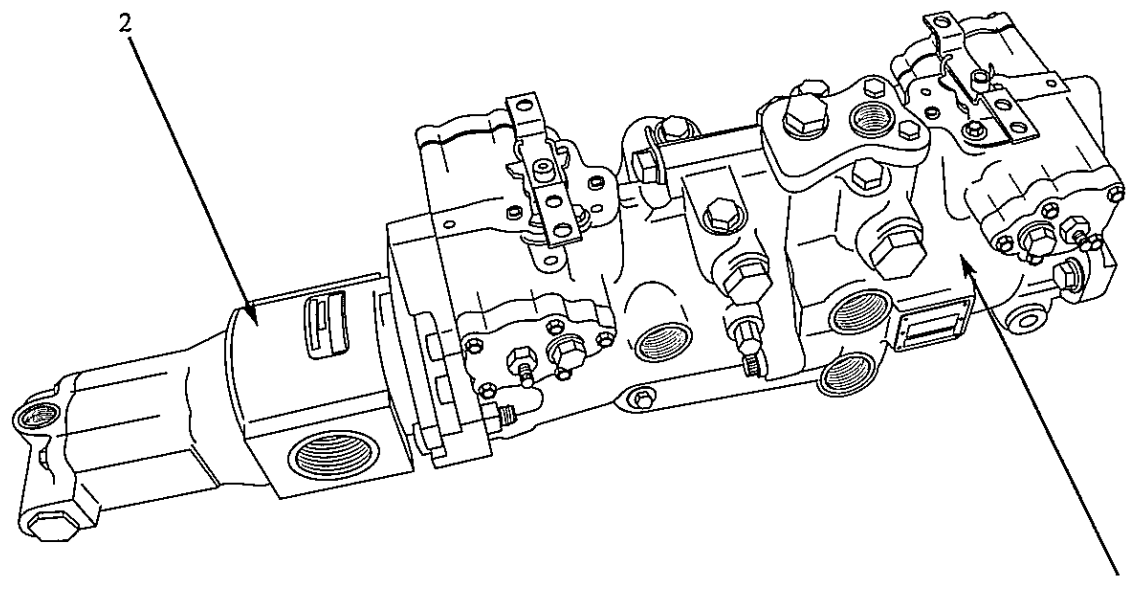
Torque Motor 5.4



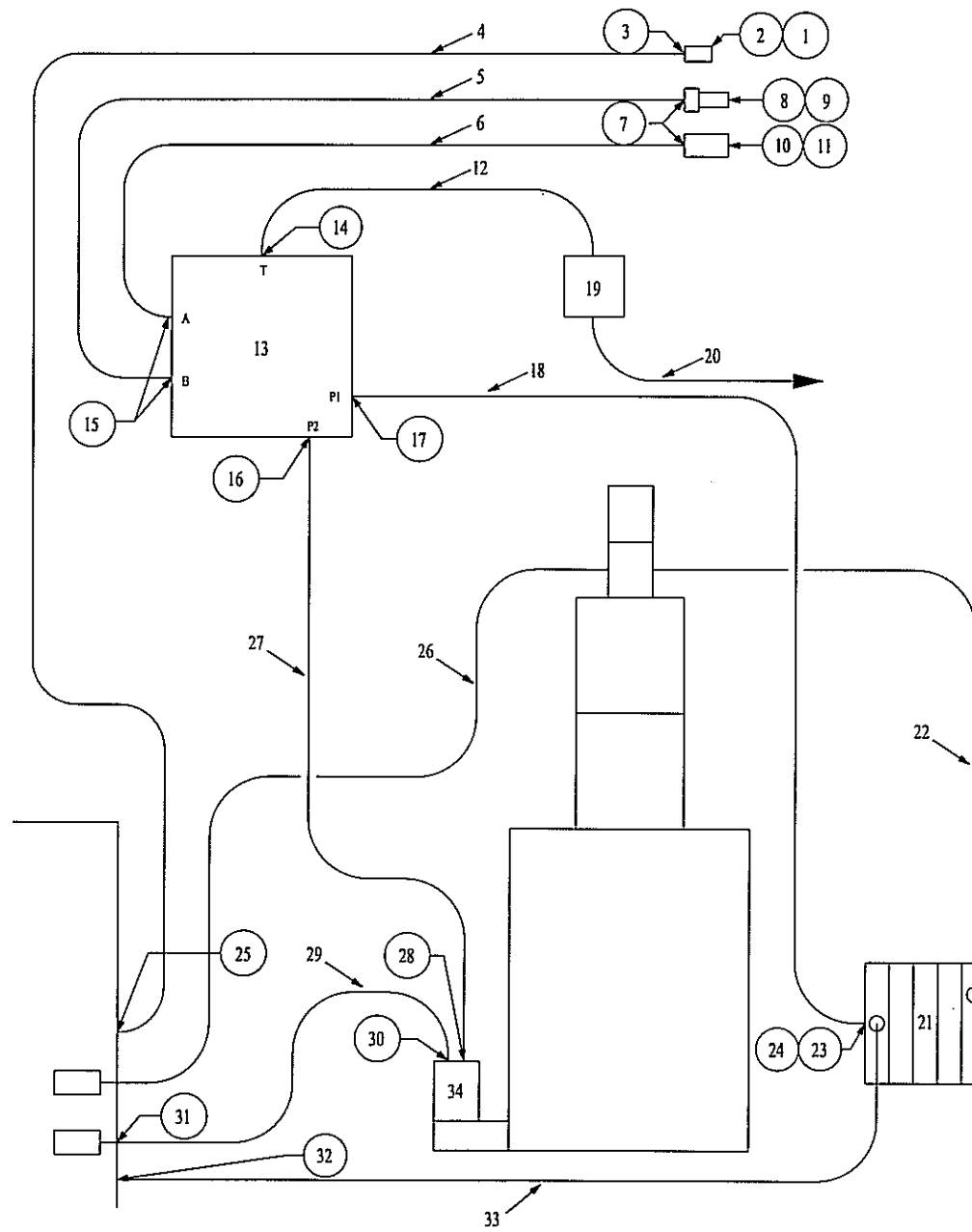
ITEM	PART	QTY	DESCRIPTION
1.	47792	1	Pump, Tandem Assy. 345 Bar
2.	46580	1	Pump, Gear
3.	35821	1	Elbow, 45°
4.	962266	1	Hose, Hydraulic 1 1/4" x 53" (Tank to gear pump)
5.	14866	1	Elbow, 90°
6.	964120	1	Hose, Hydraulic 3/4" x 60.8" (Pump drain to tank)
7.	38386	2	Elbow, 90°
8.	961763	2	Hose, Hydraulic 3/4" x 38" (Bottom front pump to LH motor top / Top rear pump to RH motor bottom)
9.	8104	2	Connector
10.	961762	2	Hose, Hydraulic 3/4" x 42" (Top front pump to LH motor bottom / Top rear pump to RH motor bottom)
11.	26834	1	Elbow, 90°
12.	963229	1	Hose, Hydraulic 3/4" x 74" (Charge filter outlet to charge port inlet in pump)
13.	46566	2	Motor, Hydraulic Assy.
14.	14867	2	Connector
15.	26641	1	Tee
16.	14866	2	Elbow, 90°
17.	36713	2	Elbow, 90°
18.	964119	1	Hose, Hydraulic 1/2" x 60.7" (Drain tee to tank)
19.	964117	1	Hose, Hydraulic 3/8" x 9.4" (LH motor drain tee to pump relief tee)
20.	38389	1	Tee
21.	964116	1	Hose, Hydraulic 3/8" x 17.4" (RH motor drain to tee)
22.	25011	1	Elbow, 90°
23.	961747	1	Hose, Hydraulic 5/8" x 57.5" (Gear pump to valve)
24.	962269	1	Hose, Hydraulic 5/8" x 102" (Gear pump outlet to fan drive motor)
25.	964113	1	Hose, Hydraulic 3/8" x 56.7" (Check valve to tee in fan drive gear pump outlet)
26.	36626	1	Tee
27.	21128	1	Elbow, 90°
28.	964118	1	Hose, Hydraulic 3/8" x 22.6" (Pump relief tee to drain tee)



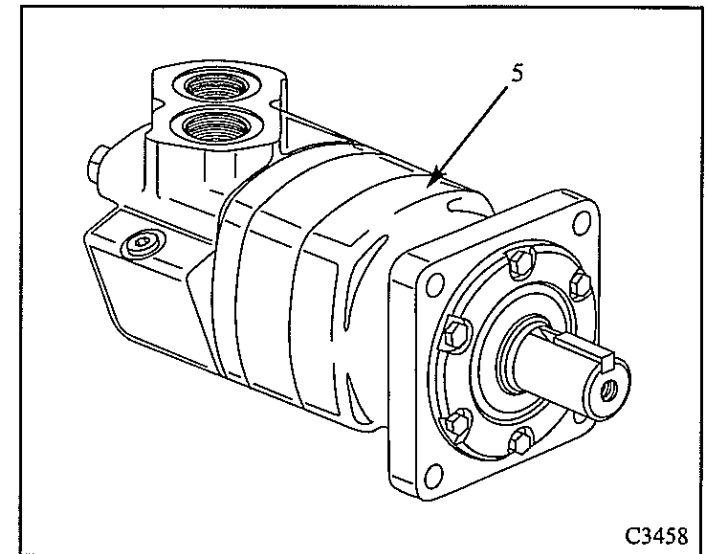
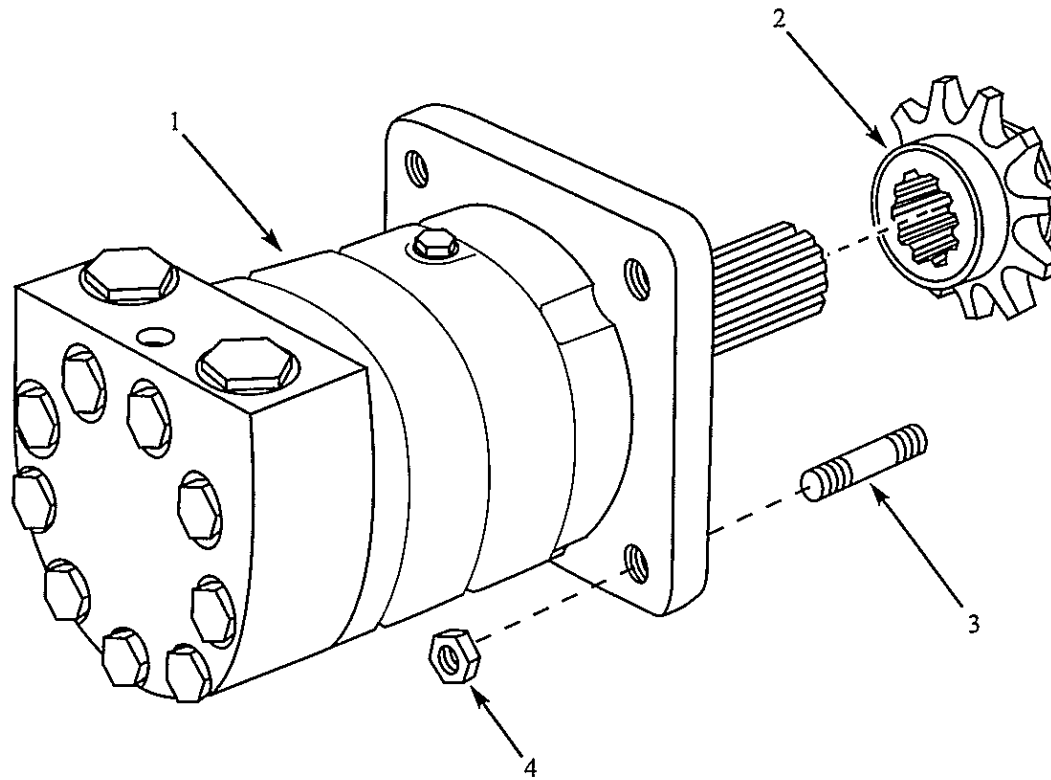
ITEM	PART	QTY	DESCRIPTION
*	42767	1	Complete tandem pump assembly
1.	42908	4	Relief valve, 325 bar
2.	42813	1	Gear pump assembly
3.	42812	1	Gasket
4.	42918	1	Relief valve (0.093)
5.	43167	4	O-ring, swashplate cover
6.	43168	2	Seal, swashplate housing
7.	43166	1	O-ring, charge relief
8.	43164	1	Spring, charge relief
9.	43165	1	Valve, poppet, charge relief
10.	43169	1	Seal, input drive
11.	43170	1	Coupler, gear to tandem
12.	44279	1	Input shaft
13.	44281	1	Bearing, input shaft
14.	42795	1	Seal kit, gear pump (rear only)



ITEM	PART	QTY	DESCRIPTION
1.	47792	1	Pump, Tandem Assembly 345 bar
2.	46580	1	Pump, Gear
*	46579	1	Kit, Seal Servo Pump



ITEM	PART	QTY	DESCRIPTION
1.	7124	1	Dust Plug for Female Quick Coupler
2.	6608	1	Quick Coupler, Female
3.	29437	1	Connector, Bulkhead
4.	962353	1	Hose, Hydraulic (Case drain line down lift arms)
5.	961325	1	Hose, Hydraulic (Port B Hi-flow valve down inside of lift arms)
6.	962409	1	Hose, Hydraulic (Port A Hi-flow valve down inside of lift arms)
7.	29316	2	Connector
8.	29319	1	Quick Coupler, Male
9.	29320	1	Dust Plug for Male Quick Coupler
10.	29317	1	Quick Coupler, Female
11.	29318	1	Dust Plug for Female Quick Coupler
12.	963238	1	Hose, Hydraulic (Hi-flow valve T to oil filter inlet)
13.	43203	1	Valve, Hydraulic Manifold
14.	33882	1	Connector
15.	14866	2	Elbow, 90°
16.	14867	1	Connector
17.	14866	1	Elbow, 90°
18.	962349	1	Hose, Hydraulic (Valve power - beyond to Hi-flow valve P2)
19.	43539	1	Filter, Hydraulic Assy.
20.	964114	1	Hose, Hydraulic (Filter outlet to cooler inlet top port)
21.	***	1	Control Valve (See Section 4.9)
22.	961747	1	Hose, Hydraulic (Gear pump to valve)
23.	44462	1	Plug, Power Beyond
24.	14866	1	Elbow
25.	21701	1	Elbow, 90°
26.	962266	1	Hose, Hydraulic (Tank to gear pump)
27.	963239	1	Hose, Hydraulic (Gear pump to Hi-flow valve P1)
28.	14867	1	Connector
29.	963238	1	Hose, Hydraulic (Tank to gear pump)
30.	33882	1	Connector
31.	46031	1	Elbow, 45°
32.	47997	1	Tee
33.	964130	1	Hose, Hydraulic (Valve drain to tank)
34.	46035	1	Kit, Pump Drive
34a.	46032	1	Pump, Gear

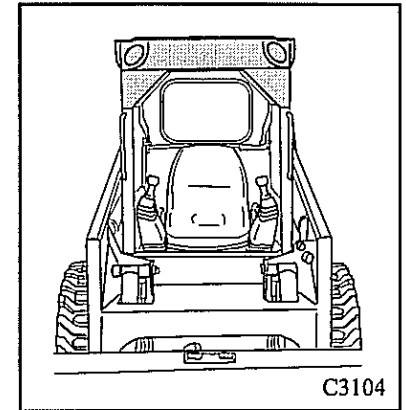
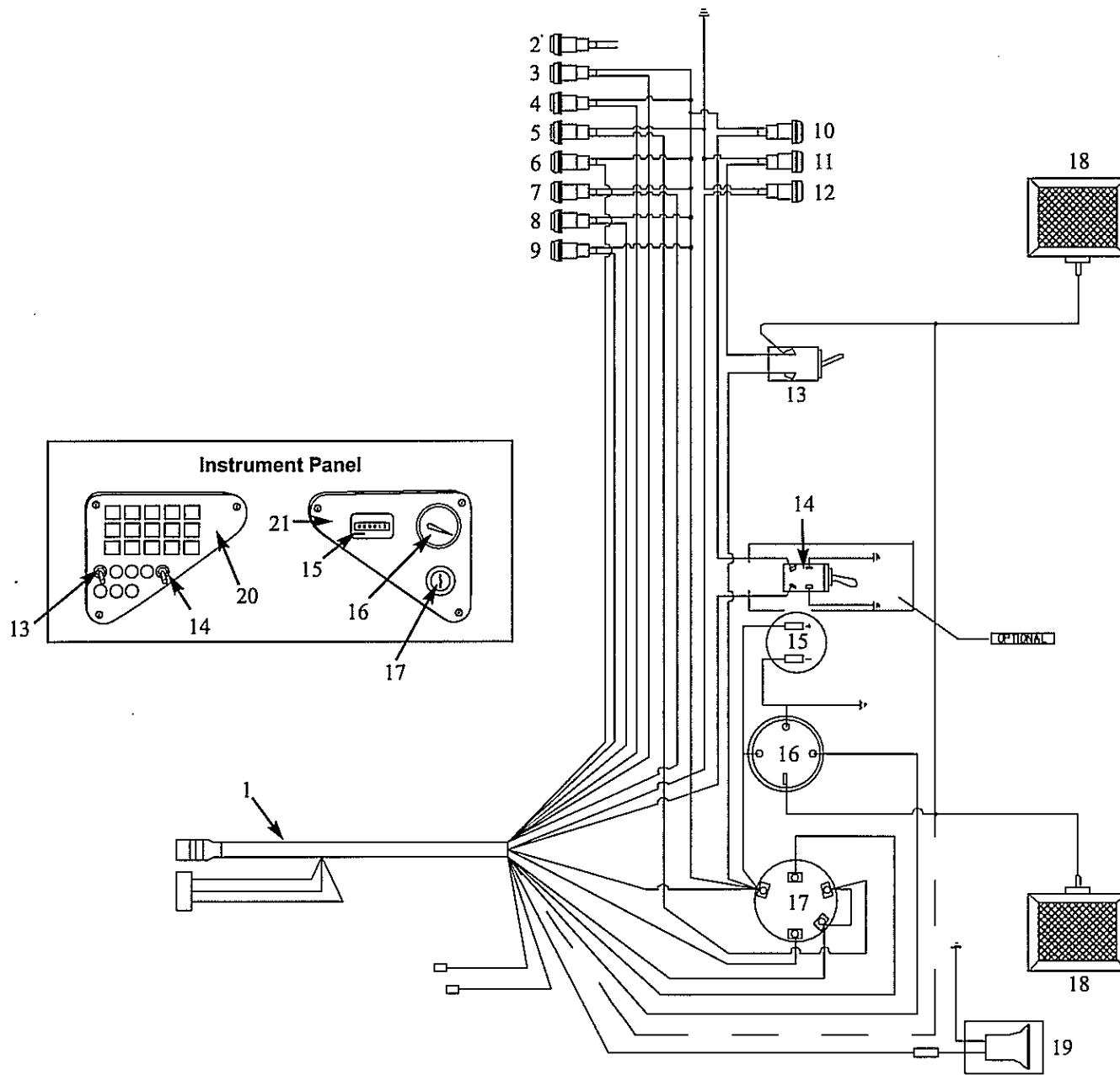


ITEM	PART	QTY (per motor)	DESCRIPTION
1.	46566	1	Motor, Hydraulic Assy, 2 required (S/N LM001710 onward)
2.	46251	1	Sprocket, Drive 13 Tooth, No.80
3.	29093	4	Stud, Machine
4.	8613	4	Nut, Nylok
*	48478	1	Seal Kit
5.	42453	1	Motor, Hydraulic Assy, 2 required (to S/N LM001710)
*	25842	1	Sprocket, Drive w/ Disc
*	29093	4	Stud, Machine
*	8613	4	Nut, Nylok
*	22117	1	Seal Kit

* Items not shown.

6. ELECTRICAL SYSTEM

Electrical Wiring, ROPS	6.1
Electrical Wiring, Engine	6.2

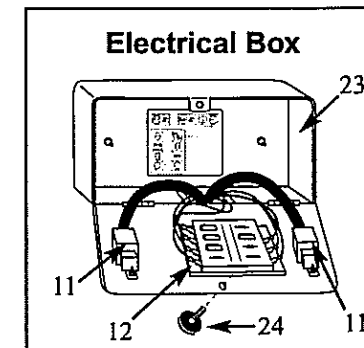
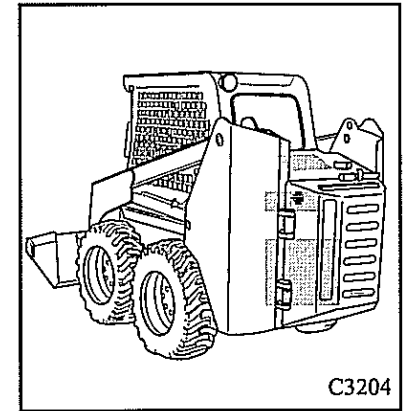
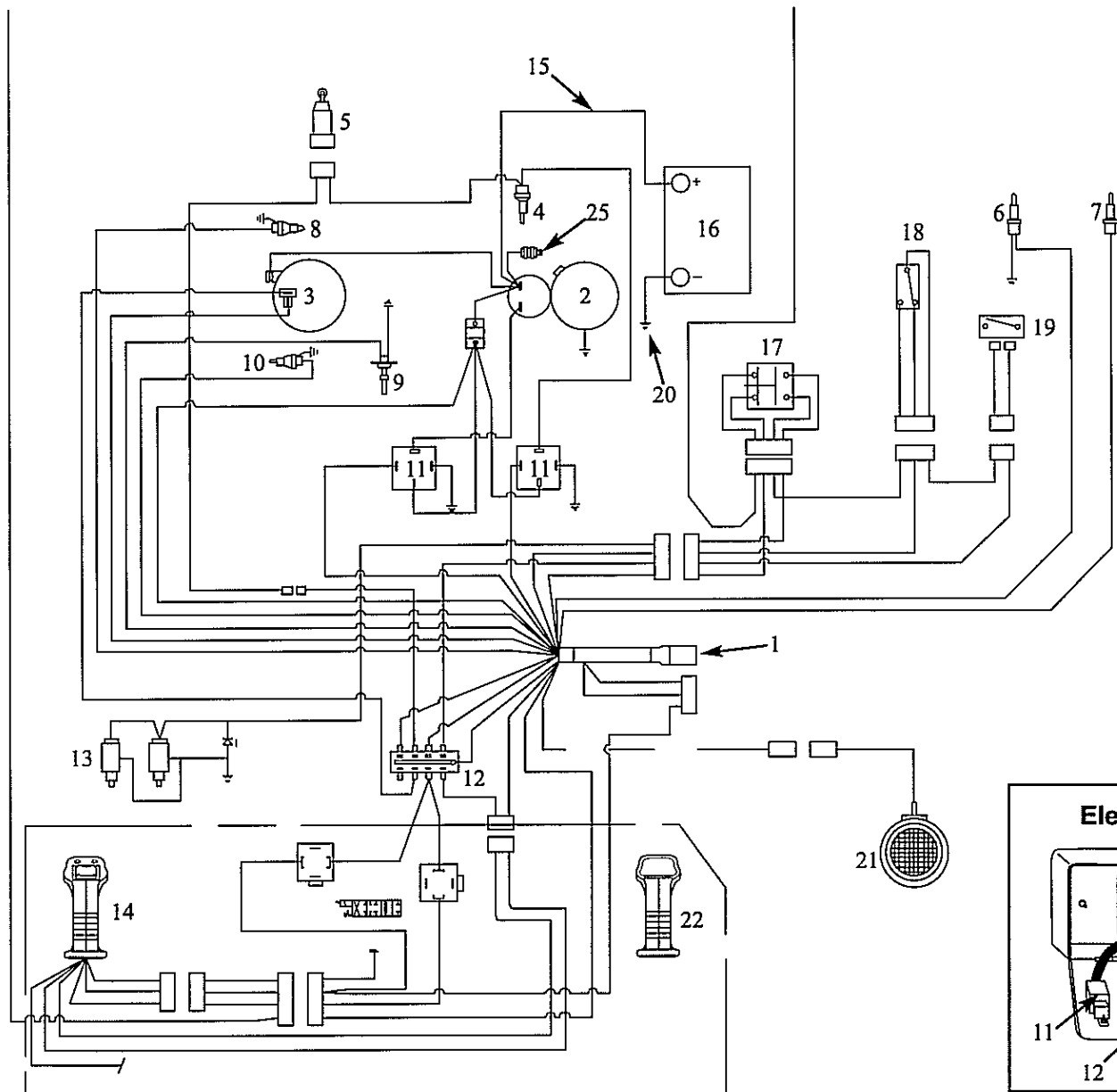


ITEM	PART	QTY	DESCRIPTION
1.	42065	1	Harness, ROPS Assy.
2.	39972	1	Indicator Light, Low Charge Pressure
3.	39972	1	Indicator Light, Brake
4.	39972	1	Indicator Light, Battery
5.	39972	1	Indicator Light, Preheat
6.	39972	1	Indicator Light, Air Filter
7.	39972	1	Indicator Light, Hydraulic Oil Temperature
8.	39972	1	Indicator Light, Coolant Temperature
9.	39972	1	Indicator Light, Engine Oil Pressure
10.	39972	1	Indicator Light, Auxiliary Hydraulics
11.	39972	1	Indicator Light, Lights Dipped Low Beam
12.	39972	1	Indicator Light, Seat Belt
13.	39123	1	Switch, Toggle SPST (Headlights)
14.	39124	1	Switch, Toggle DPST (Auxiliary Hydraulics)
15.	38761	1	Hour Meter
16.	38577	1	Fuel Gauge
17.	44961	1	Ignition Switch
*	44960	1	Key, Steel, Ignition (Pair)
18.	47468	2	Lamp, Halogen Assy.
*	963681	1	Oval Light Mounting Bracket Assy. LH
*	963682	1	Oval Light Mounting Bracket Assy. RH
*	46836	2	Lamp, Oval
*	46831	2	Harness, Wire Oval Lamp
19.	40918	1	Horn (Optional)
20.	46686	1	Panel, LH Instrument Assy.
21.	38794	1	Panel, RH Instrument Assy.

Harness Clamps

*	42433	1	Clamp, #8
*	42434	6	Clamp, #10
*	42435	5	Clamp, #12
*	42442	1	Clamp, #18

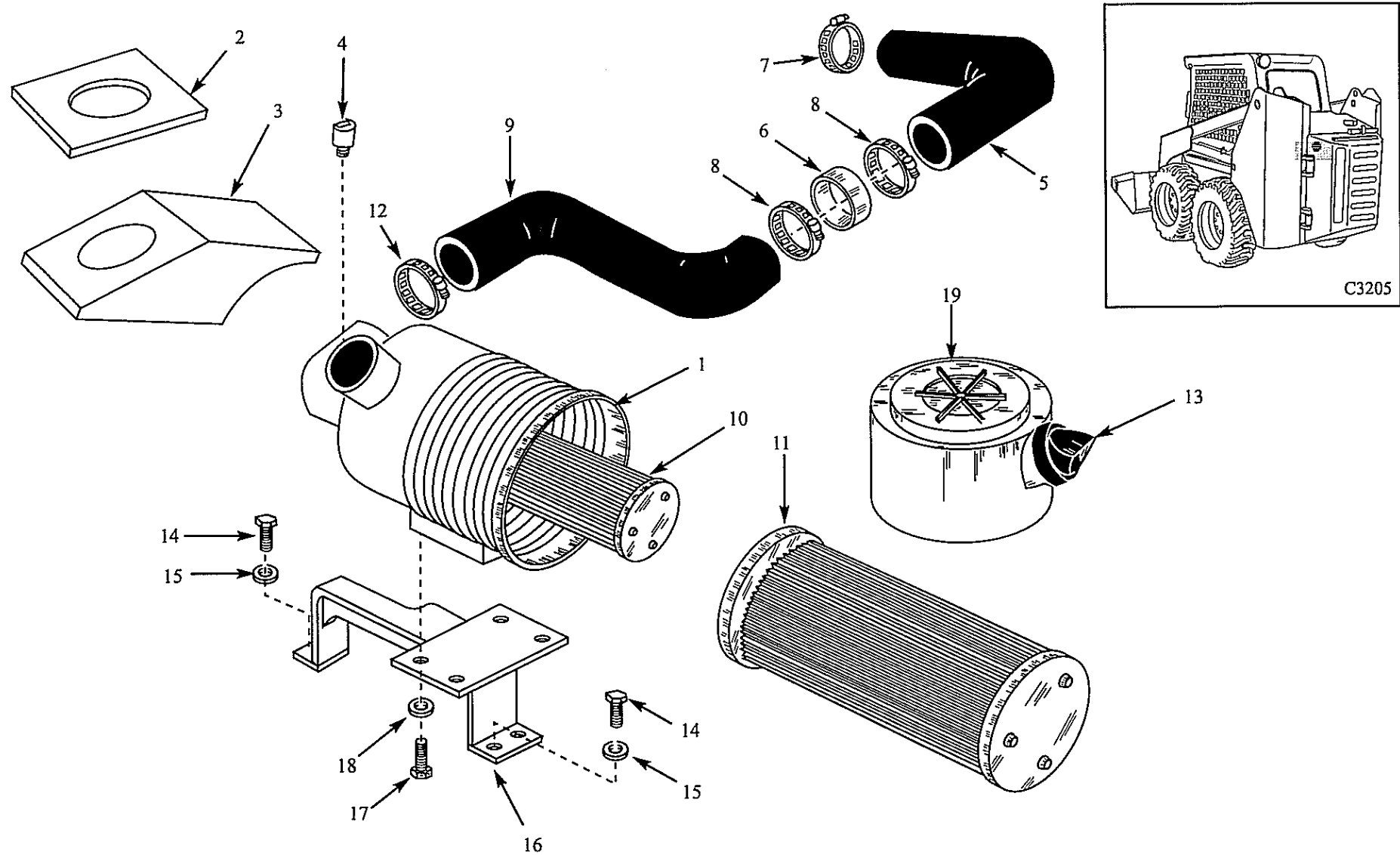
* Items not shown.




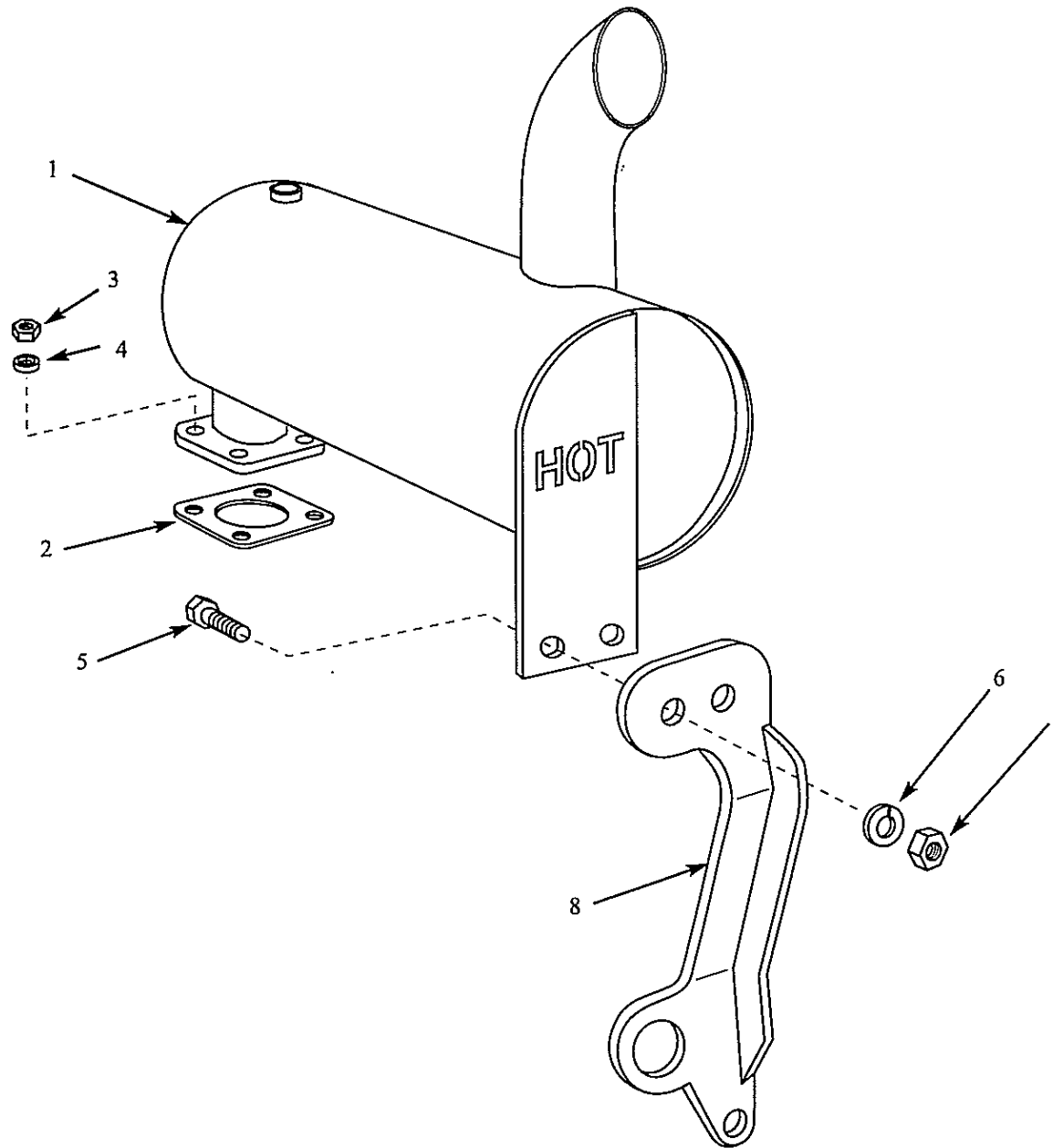
ITEM	PART	QTY	DESCRIPTION
1.	44747	1	Harness, Wire Engine
2.	44895	1	Starter, Engine V3300T
3.	44894	1	Alternator, 60A, Internal Regulator
4.	44896	1	Glow Plug, Steel, V3300T
5.	44903	1	Solenoid, Engine Stop V3300T
6.	38855	1	Indicator, Service Electrical (Air)
7.	37206	1	Switch, Temperature Sender, 12 Volt (Hyd. Oil Temp.)
8.	18274	1	Switch, Oil (Engine Oil Pressure)
9.	41627	1	Sender, Fuel Level
10.	37206	1	Switch, Temperature Sender, 12 Volt (Water Temp.)
11.	39840	2	Relay, 12V 40A SPDT Form C c/w Bracket
12.	39540	1	Panel, Fuse
*	39121	A/R	Fuse, Automotive, 15 Amp (5 per pack)
*	39122	A/R	Fuse, Automotive, 10 Amp (5 per pack)
13.	***	1	See Section 4.9
14.	44182	1	Handle, Ergonomic w/ Rocker & 2 PB Switches
	48467	1	Switch, Rocker
	48468	1	Cover, Rocker Switch Cover
15.	42064	1	Cable, Battery Assy. Dual w/ Boosting Cable
16.	38870	2	Battery, 12V Ser 3478 w/ Handle CCA 730 Reserve Min.
17.	42805	1	Switch, Momentary DPST (Brake / Restraint Bar)
18.	***	1	See Section 1.8
19.	38516	1	Switch, Seat, Quick Mount Normally Open
20.	38871	2	Cable, Ground 16"
21.	29971	1	Rear Work Light
22.	44181	1	Handle, Ergonomic Plain
23.	961693	1	Box, Electrical Assy.
24.	42070	1	Knob, Black w/ Stud
25.	37104	1	Lug, External Boosting
*	42804	1	Harness, Mainframe
*	47336	1	Harness, Wire Lighting (CE only)
*	42187	1	Alarm, Back-Up (Optional)
*	38752	1	Switch, Back-Up Alarm (Optional)

7. ENGINE EQUIPMENT

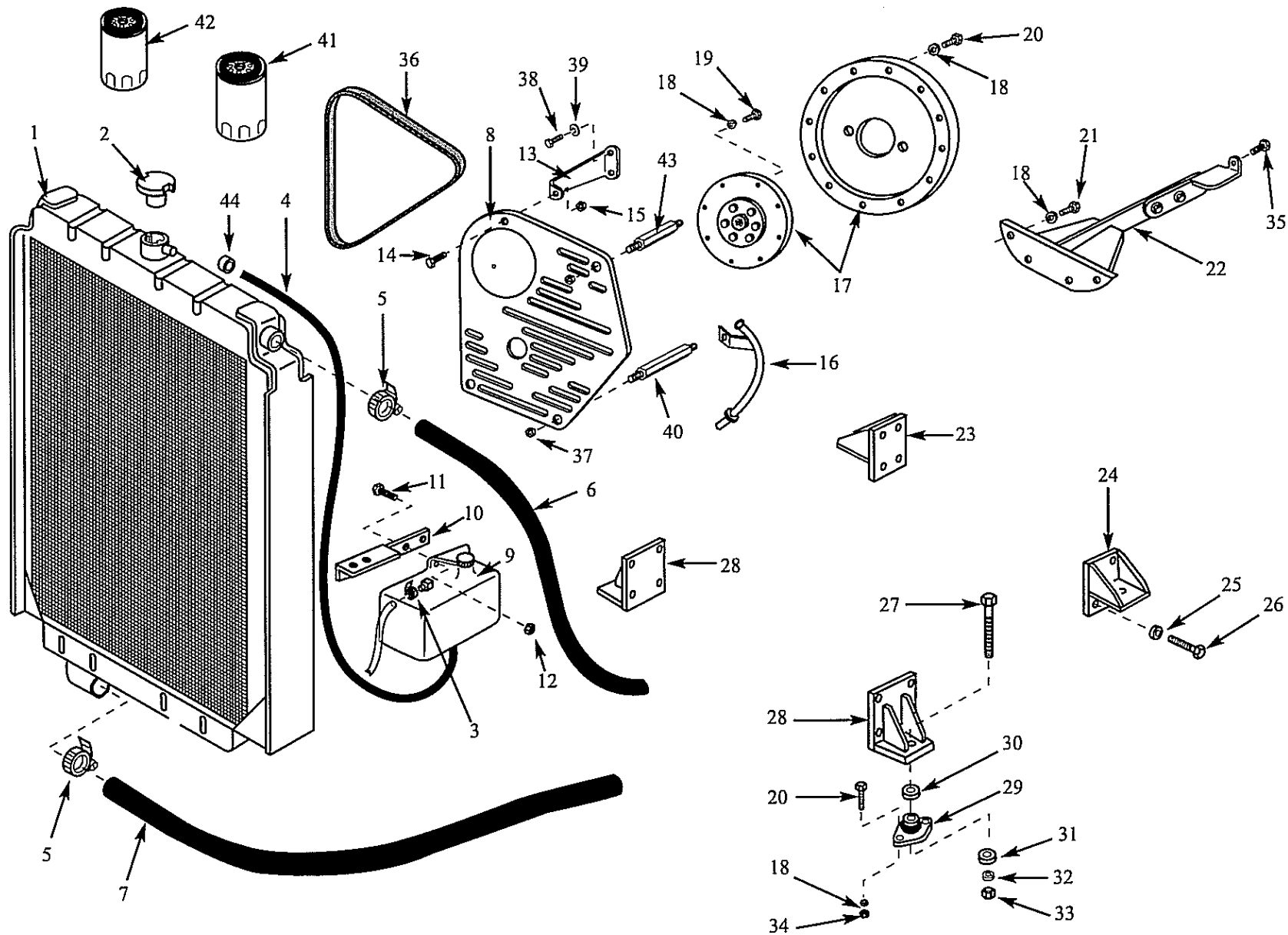
Air Cleaner	7.1
Exhaust System	7.2
Engine Accessories.....	7.3
Engine.....	7.4



ITEM	PART	QTY	DESCRIPTION
1.	44828	1	Cleaner, Air Assembly 8"
2.	44761	1	Foam, Air Intake Gasket
3.	44756	1	Foam, Air Cleaner Seal
4.	38855	1	Sender, Air Restriction
5.	44435	1	Hose, Molded Air Intake Part A
6.	44816	1	Tube
7.	6268	1	Clamp, Hose #32
8.	44820	2	Clamp, Hose #44
9.	44436	1	Hose, Molded Air Intake Part B
10.	44908	1	Element, Fiber Inner Air (Safety)
11.	44909	1	Element, Paper, Outer Air (Primary)
12.	44821	1	Clamp, Hose #64
13.	42422	1	Vacuator
14.	24790	3	Bolt, Hex
15.	21028	3	Washer, Lock
16.	962891	1	Air Cleaner Mount
17.	19029	4	Bolt, Hex
18.	21029	4	Washer, Lock
19.	44910	1	Cover, Plastic, Air Cleaner



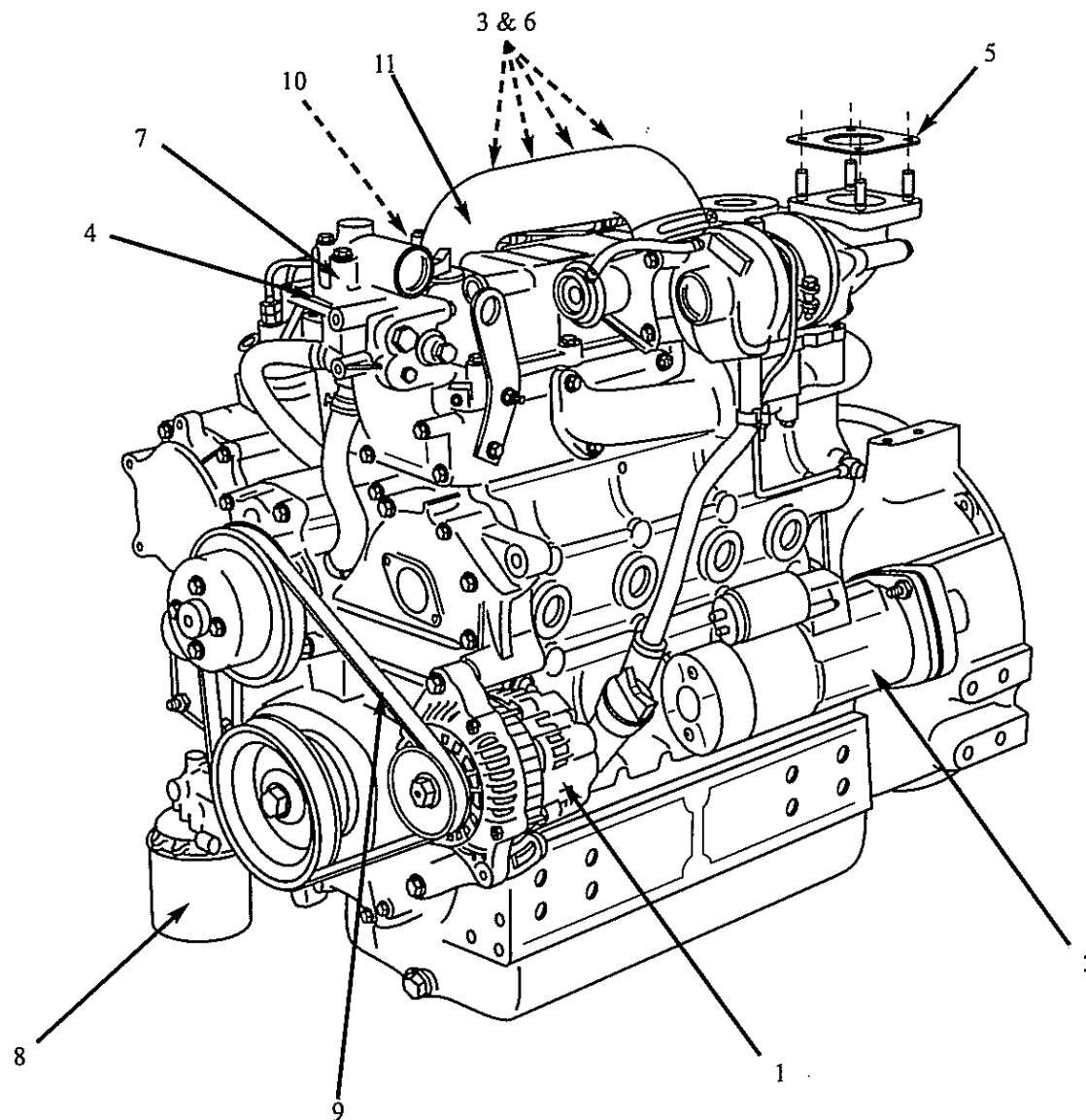
ITEM	PART	QTY	DESCRIPTION
1.	47825	1	Muffler, Assy
	48204	1	Muffler, Assy w/ Tailpipe Insulated (CE Only)
2.	44898	1	Gasket, Steel, Muffler
3.	38420	4	Nut
4.	21028	4	Lock washer
5.	1193	2	Bolt, Hex
6.	1642	2	Washer, Lock
7.	1194	2	Nut, Hex
8.	963256	1	Muffler Support Assy.



ITEM	PART	QTY	DESCRIPTION
1.	44710	1	Radiator, Assy.
2.	44904	1	Cap, Steel, Radiator, V3300T
3.	34919	1	Clamp
4.	407	6 ft.	Hose, Fuel
5.	6268	4	Clamp, Hose #32
6.	46014	1	Hose, Coolant Top
7.	46015	1	Hose, Coolant Bottom
8.	962882	1	Belt Cover Assy.
9.	42737	1	Reservoir, Coolant
*	44850	1	Cap, Over Flow Jug
10.	44956	1	Sheet, Reservoir Mount
11.	6081	2	Bolt, Hex
12.	16771	2	Nut, Nylok
13.	47271	1	Sheet, Belt Guard Brace
14.	6081	1	Bolt, Hex
15.	16771	1	Nut, Nylok, Hex
16.	44815	1	Tube, Dipstick
17.	44706	1	Kit, Adapter
18.	1642	28	Washer, Lock
19.	1193	16	Bolt
20.	1387	8	Bolt, Hex
21.	8280	4	Bolt
22.	963464	1	Pump Support Assy.
23.	962885	1	Mount, LH Rear Assy.
24.	962886	1	Mount, RH Rear Assy.
25.	21558	16	Washer, Lock
26.	21557	16	Bolt, Hex
27.	1529	4	Bolt, Hex
28.	962887	2	Front Mount Assy.
29.	44744	4	Isolator, Engine
30.	44746	4	Washer, Overload
31.	44745	4	Washer, Rebound
32.	1647	4	Washer, Lock
33.	25091	4	Nut, Hex
34.	1194	8	Nut, Hex
35.	6650	1	Bolt, Flat Head (Spade Bolt)

ITEM	PART	QTY	DESCRIPTION
36.	44902	1	Belt, Rubber "V" V3300T
37.	43559	3	Nut
38.	21554	2	Bolt, Hex
39.	21029	2	Washer, Lock
40.	44851	2	Bar, Standoff Bottom
41.	44901	1	Filter, Engine Oil, V3300T
42.	42561	1	Fuel filter
43.	44852	1	Bar, Standoff Top
44.	19949	2	Clamp, Fuel Line
*	44900	1	Thermostat, Steel, V3300T
*	44897	1	Gasket, Fiber, Thermostat, V3300T
*	44899	4	Nozzle, Steel, V3300T
*	35530	4	Copper seal washer (for injector)

* Item not shown



ITEM	PART	QTY	DESCRIPTION
	44642	1	Engine Assembly V3300T
1.	44894	1	Alternator, 60A, Internal Regulator
2.	44895	1	Starter, Engine
3.	44896	4	Glow Plug, Steel
4.	44897	1	Gasket, Fiber, Thermostat
5.	44898	1	Gasket, Steel, Muffler
6.	44899	4	Nozzle, Steel
7.	44900	1	Thermostat, Steel
8.	44901	1	Filter, Engine Oil
9.	44902	1	Belt, Rubber "V"
10.	44903	1	Solenoid, Engine Stop
11.	48466	1	Hose, Crossover

* Items 3, 6 and 10 highlight items actually found on the other side of the engine and can not be seen by this view.

8. OPTIONAL EQUIPMENT

The following kits are OPTIONAL and can be added as extra equipment.
Some of the options listed below are standard on some machines.

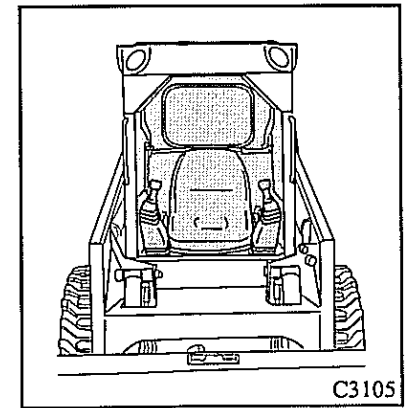
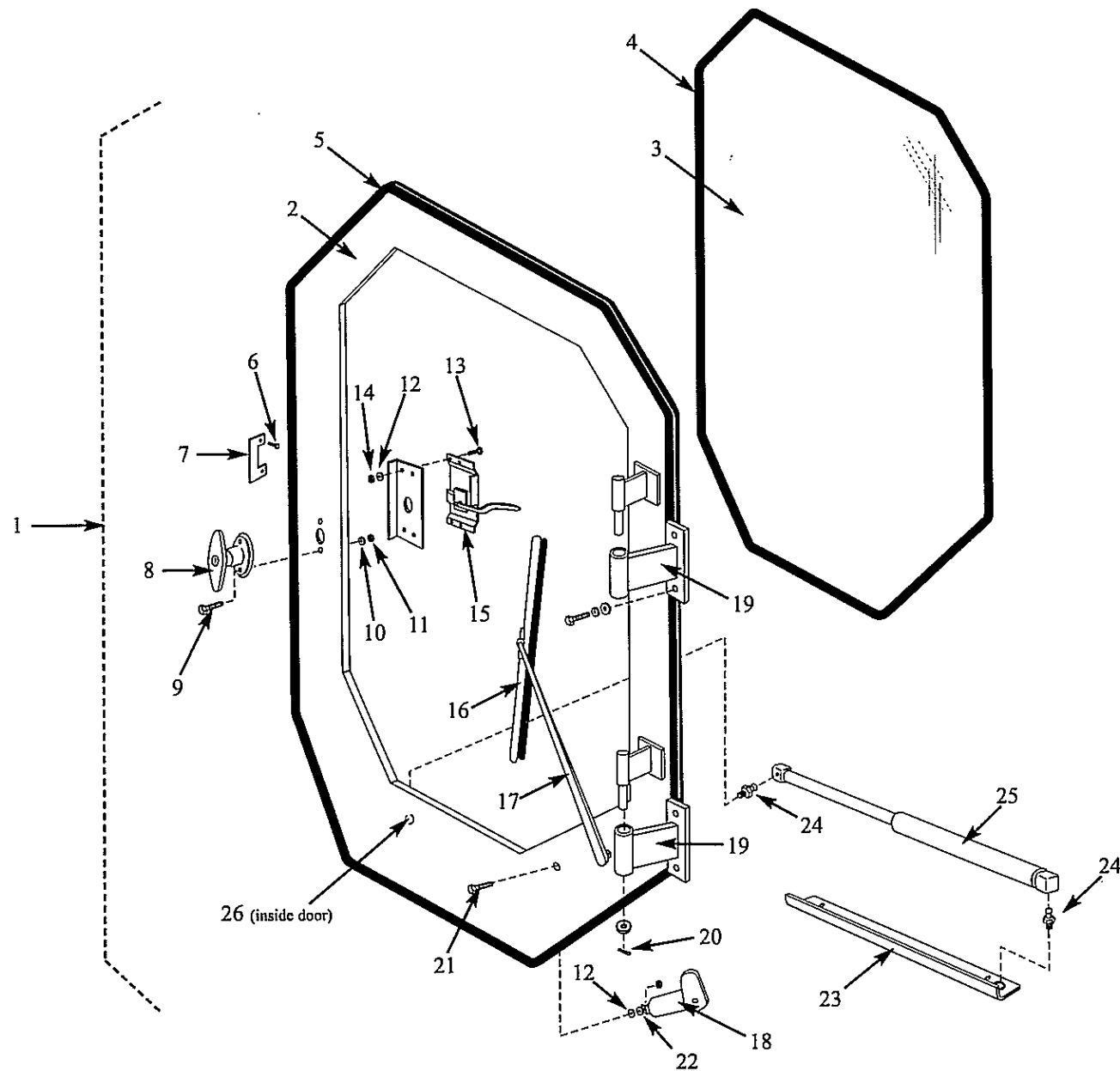
Cab Enclosure	8.1
Cab Heater	8.2
Cab Door	8.3
Side Windows - Painted	8.4
Block Heater	8.5
Horn	8.6
Backup Alarm	8.7
Seat Belt (3")	8.8
Auto Engine Shutdown	8.9
Axle Seal Protector	8.10
Hand Controls	8.11
Hi-Flow	8.12
Optional Wheel Equipment	8.13
Hydraulic Oil Heater	8.14
Interior Light & Exterior Trouble	8.15
Light Kit	8.16
Driving Lamp	8.17
Purifier	8.18
Mirror, External Rear View	8.19
Mirror, Internal Rear View	8.20
Suspension Seat & Seat Belt	8.21

CAB ENCLOSURE

8.1

PART	QTY	DESCRIPTION
U-2676	1	Kit, Cab Enclosure:
963393	1	Kit, Cab Heater
963802	1	Kit, Cab Door
963881	1	Kit, Side Windows - Painted

PART	QTY	DESCRIPTION	PART	QTY	DESCRIPTION
U-2469	1	Kit, Cab Heater:	005170	1	Bolt, Hex 1/4 x 1
037167	1	Heater, Cab	001650	5	Washer, Flat 1/4
044118	2	Elbow, 30D 8 O-Ring x 10 5/8 Hoseheater Fitting	006645	1	Nut, Nylok 1/4
031166	1	Valve, Heater	038541	1	Grommet, 5/16"
031167	1	Cable, Heater Valve Control	043033	2	Clamp, Twin 1" Tube
037601	1	Switch, Heater with Resistors	042076	1	Plate, Cover Twin
037606	1	Knob, Heater, Plastic Control			
016019	6	Clamp, Hose #10			
032672	1	Spacer, Water Flange, Kubota			
019586	2	Gasket, Thermostat Cover			
032682	2	Bolt, Hex			
031156	2	Coupling			
032671	1	Elbow, 90 Degree			
040722	1	Tube, Spacer Heater			
000073	9.5 ft.	Hose, 5/8, 2 or 3 Standard Wall			
017493	1	Clamp, Standard Tube (EMT Strap)			
029972	1	Decal, Heater Control			
043066	3	Terminal, Slide .25 F #16-14 Gafully Insulated			
038303	2	Clamp, Tube Twin 5/8"			
038472	1	Plate, Cover Twin			
037633	2	O-Ring			
039122	1	Fuse, Automotive 10 Amp (5 per pack)			
000765	7.5 ft.	Loom, Corrugated .250 ID Black			
003625	6.5 ft.	Wire, #14 Gauge Yellow Type SXL			
001651	2	Washer, Flat			
007458	2	Bolt, Hex 5/16 x 2 3/4			
016771	2	Nut, Nylok, Hex 5/16			
026715	3	Bolt, Hex 6 x 65MM			
040652	3	Tube, Spacer Heater			
002279	3	Washer, Lock 1/4			



ITEM	PART	QTY	DESCRIPTION
1.	U-2674	1	Kit, Cab Door
2.	963786	1	Door Cab Welded Assy.
3.	37243	1	Glass, Solid Tempered, Cab Door
4.	15750	9 ft.	Weatherstrip, Glass Setting
5.	821	11.75 ft.	Molding, Trim Seal 1/4"
6.	31744	4	Screw, Hex Head
7.	32600	1	Plate, Latch Block
8.	953780	1	Handle, Cab Locking
9.	15885	2	Bolt, Stove
10.	2811	2	Washer, Lock
11.	6467	2	Nut, Hex
12.	1650	5	Washer, Flat
13.	5170	4	Bolt, Hex
14.	6645	4	Nut, Nylok
15.	39891	1	Latch, Cab Door RH
16.	37597	1	Blade, Wiper 16"
17.	37596	1	Arm, Wiper
18.	37275	1	Motor, Wiper Single Speed
19.	958336	2	Cab Bushing Assy.
20.	1630	1	Pin, Cotter
21.	2663	1	Bolt, Hex
22.	2279	1	Washer, Lock
23.	963775	1	Assembly, Cab Door Stop
24.	43005	2	Stud, Ball
25.	47050	1	Spring, Gas
26.	41792	1	Insert, Blind Thread
*	7045	1	Wire, End Plug Type F
*	21259	2	Pin, Terminal
*	32968	1	Receptacle, Pin Terminal "Loosepack" 14-16 Gauge
*	8615	0.333 ft.	Tube, Heat Shrink .187
*	15149	5 ft.	Wire, #14 Gauge Gray
*	35489	0.1	Sealant, Urethane Primerless
*			

SIDE WINDOWS - PAINTED

8.4

PART	QTY	DESCRIPTION
U-2689	1	Kit, Side Windows Painted:
044345	26	Screw, Machine 1/4 x 3/4 Pan Head 20TPI Stainless
044237	26	Nut, 1/4 Flange 20 TPI Stainless
014869	1	Screw, Self Drilling
015931	23 ft.	Weatherstrip, 5/16 x 3/4 Shur Stick (50' Roll)
039868	8	Washer, Nylon
039869	2	Knob, Fluted Black w/ 1/4" 20 Insert
047275	1	Window, Glass Sliding LH Side Painted
047276	1	Window, Glass Sliding RH Side Painted
039907	2	Insulator, Nylon 1/4"
040908	2	Bolt, Hex 1/4 x 1 1/4
040909	2	Nut, Hex 1/4

PART	QTY	DESCRIPTION
U-2478	1	Kit, Block Heater:
029790	1	Heater, Block, Kubota

PART	QTY	DESCRIPTION
U-2682	1	Kit, Horn:
040918	1	Alarm, Fast Sounding
044182	1	Handle, Ergonomic w/ Rocker & 2 PB Switches
044513	1	Bolt, Ergonomic Handle
006081	2	Bolt, Hex 5/16 x 3/4
001651	2	Washer, Flat 5/16
001870	2	Waher, Lock 5/16
001191	2	Nut, Hex 5/16
039880	0.5 ft.	Wire, #18 Gauge Lt. Green Type SXL
039206	4 ft.	Wire, #18 Gauge White/Brown Type SXL
039899	2	Terminal, Ring #10 Stud 22-18 Gauge Wire
039901	1	Terminal, Ring 5/16" Stud 22-18
039127	1	Terminal, Pin .156 Male
039110	1	Tower, 2-Way Weatherpack
039109	2	Sleeve, Cable 18-20 AWG Weatherpack
039009	2	Seal, Cable 14-18 AWG Weatherpack
008615	1 ft.	Tube, Heat Shrink .187
003273	8	Tie, Cable
000765	0.5 ft.	Loom, Currugated
039122	1	Fuse, Automotive 10 Amp (5 per pack)

PART	QTY	DESCRIPTION
U-2481	1	Kit, Backup Alarm:
038752	2	Switch, Backup Alarm
042187	1	Alarm, Back-Up
043327	1	Harness, Backup Alarm
001191	6	Nut, Hex 5/16
001651	6	Washer, Flat 5/16
001190	2	Bolt, Hex 5/16 x 1
001870	6	Washer, Lock 5/16
039122	1	Fuse, Automotive 10 Amp (5 per pack)
043330	2	Sheet, Backup Alarm Spacer
004398	2	Bolt Hex 7/16 x 6
006393	4	Nut, Hex 7/16
003237	2	Bolt, Hex 1/4 x 2 1/2
044323	2	Nut, Jam 1/4
043328	2	Sheet, Backup Alarm Mount
043337	2	Sheet, Backup Alarm Mount
001622	4	Bolt, Stove 3/16 x 1
006468	4	Washer, Flat 3/16
002811	4	Washer, Lock 3/16
006467	4	Nut, Hex 3/16
027013	4	Washer, Lock 1/8

SEAT BELT (3")

8.8

PART	QTY	DESCRIPTION
U-2482	1	Kit, Seat Belt 3":
048276	1	Belt, Safety 3" Retractable w/ Safety Wiring

PART	QTY	DESCRIPTION
U-2486	1	Kit, Auto Engine Shutdown:
039840	1	Relay, 12V 40A SPDT Form C c/w Bracket
043714	1	Switch, Pressure Electrical Cert. of Compliance
029241	1	Siren, Mini
039899	1	Terminal, Ring #10 Stud 22-18 Gauge Wire
044272	1	Harness, Wire Auto Shutdown Engine
044273	1	Harness, Wire Auto Shutdown ROPS
044248	1	Fitting

AXLE SEAL PROTECTOR

8.10

PART	QTY	DESCRIPTION
U-2488	1	Kit, Axle Seal Protector:
044335	4	Bar, Axle Seal Protector
044355	8	Screw, Cap 1/4
002279	8	Washer, Lock 1/4

PART	QTY	DESCRIPTION
U-2496	1	Kit, Hand Controls A/B:
044937	1	Kit, Dust Cap w/ Connector
046006	1	Bar, Control Lever Linkage
046005	1	Nut, Jam
005170	2	Bolt, Hex 1/4 x 1
006645	2	Nut, Nylok 1/4
035883	2	Rod End Assy
005405	4	Nut, Hex 1/4
047426	2	Cable, Push-Pull 29"
035884	2	Clevis, 1/4" Pin, 1/4" UNF Threadturnbuckle Style
030044	2	Pin, Clevis 1/4 x 3/4
001630	2	Pin, Cotter 1/16 x 3/4
963266	1	Step Shield Assy HC
044286	3	Safety Track 4 1/2" x 11 1/2"
002663	2	Bolt, Hex 1/4 x 3/4
001650	2	Washer, Flat 1/4

PART	QTY	DESCRIPTION	PART	QTY	DESCRIPTION
U-2686	1	Kit, Hi-Flow:	041018	3	Terminal, Slide .25F #18-22 GA Fully Insulated
000765	17 ft.	Loom, Corrugated	041022	15 ft.	Wire, #18 Gauge Yellow Type SXL
001193	4	Bolt, Hex 3/8 x 1	041024	1	Clip, Cable Double
001642	7	Washer, Lock 3/8	046035	1	Kit, Pump Drive
001643	4	Washer, Flat 3/8	043203	1	Valve, Hydraulic Manifold
001673	3	Bolt, Hex 3/8 x 3/4	046032	1	Pump, Gear 1.92 cu in
003237	4	Bolt, Hex 1/4 x 2 1/2	044462	1	Plug, Power Beyond
001650	4	Washer, Flat 1/4	043539	1	Filter, Hydraulic Assy.
002279	4	Washer, Lock 1/4	961321	1	Hose Mount Assy, Hi Flow
006608	1	Coupling, Quick Disconnect, Female	963240	1	Kit, Hose Assy Hi Flow T-245HDK
007124	1	Dust Plug for 8 1/2 Female Quick Disconnect	962360	1	Bulkhead, Mount Assembly
014866	3	Elbow, 90 Degree	021259	6	Pin, Terminal (Waytek)
014867	2	Connector	032968	5	Receptacle, Pin Terminal "Loosepack" 14-16 GA
014898	1	Element, Hyd. Oil Suction	016601	1	Terminal, Wire, 1/4 Stud, 16-14 Gauge, Blue
047997	1	Tee	039110	1	Tower, 2-Way Weatherpack
021701	1	Elbow, 90 Degree	039004	1	Shroud, 2-Way Weatherpack
029316	2	Connector	039109	2	Sleeve, Cable 18-20 AWG Weatherpack
029317	1	Coupling, Quick Disconnect, Female	039007	2	Pin, 18-20 AWG Weatherpack
029318	1	Dust Plug for Female Quick Disconnect	039009	4	Seal, Cable 14-18 AWG Weatherpack
029319	1	Coupling, Quick Disconnect, Male	003627	2.5 ft.	Wire, #14 Gauge Green Type SXL
029320	1	Dust Plug for Male Quick Disconnect	000555	1.5 ft.	Tube, Heat Shrink .250
029437	1	Connector, Bulkhead	043066	1	Terminal, Slide .25 F #16-14 Gafully Insulated
046031	1	Elbow, 45 Degree	000415	19.5 ft.	Tube, Heli 3/4 x 3/4P Black
033882	2	Connector			
039122	1	Fuse, Automotive 10 Amp (5 per pack)			
039124	1	Switch, Toggle DPST			
039878	15 ft.	Wire, #18 Gauge Blue Type SXL			
044182	1	Handle, Ergonomic w/ Rocker & 2 PB Switches			
041007	1	Plate, Cover Single 1" Pipe			
041008	4	Clamp, Tube Single 1" Pipe			
041017	25 ft.	Wire, #18 Gauge Brown Type SXL			

PART	QTY	DESCRIPTION
U-2509	1	Kit, Tire 33 x 6 x 8 Solid
46431	4	Wheel & Tire Assy, 33 x 6 x 8 Solid
U-2560	1	Kit, Tire 33 x 6 x 8 Solid Field
46431	4	Wheel & Tire Assy, 33 x 6 x 8 Solid
U-2510	1	Kit, Tire 12 x 16.5 HD2000 Factory
44022	2	Tire & Wheel Assy, 12 x 16.5 LH HD2000, 8 Bolt
44023	2	Tire & Wheel Assy, 12 x 16.5 RH HD2000, 8 Bolt
U-2563	1	Kit, Tire 12 x 16.5 HD2000 Field
44022	2	Tire & Wheel Assy, 12 x 16.5 LH HD2000, 8 Bolt
44023	2	Tire & Wheel Assy, 12 x 16.5 RH HD2000, 8 Bolt
U-2714	1	Kit, Tire 33 x 15.5 x 16.5, Outrigger Factory
47619	2	Tire & Wheel Assy, 33 x 15.5 x 16.5 RH Outrigger, 8 Bolt
47620	2	Tire & Wheel Assy, 33 x 15.5 x 16.5 LH Outrigger, 8 Bolt
U-2715	1	Kit, Tire 33 x 15.5 x 16.5, Outrigger Field
47619	2	Tire & Wheel Assy, 33 x 15.5 x 16.5 RH Outrigger, 8 Bolt
47620	2	Tire & Wheel Assy, 33 x 15.5 x 16.5 LH Outrigger, 8 Bolt

HYDRAULIC OIL HEATER

8.14

PART	QTY	DESCRIPTION
U-2515	1	Kit, Hydraulic Oil Heater:
030549	1	Heater, Hydraulic Oil

PART	QTY	DESCRIPTION
U-2539	1	Kit, Interior Light & Exterior Trouble:
041347	1	Light, Dome / Emergency
039880	11 ft.	Wire, #18 Gauge Light Green Type SXL
041023	11 ft.	Wire, #18 Gauge Red Type SXL
017940	2	Grommet
000765	11 ft.	Loom, Corrugated .250 ID Black
039122	1	Fuse, Automotive 10 Amp (5 per pack)
041705	1	Connector, Male, 2-Way Metri-Pak
041706	2	Terminal, Female Metri-Pak for 41705
039901	1	Terminal, Ring 5/16" Stud 22-18
041018	1	Terminal, Slide .25 F #18-22 Ga Fully Insulated
048242	3	Screw, Self Tapping, 10-16 x 1-1/4"

LIGHT KIT**8.16**

PART	QTY	DESCRIPTION	PART	QTY	DESCRIPTION
U-2694	1	Kit, Lights 153 / 245 / 175:	043759	1	Tower, 4-Way Weatherpack
047332	1	Light, Kit LH	039109	4	Sleeve, Cable 18-20 AWG Weatherpack
047333	1	Light, Kit RH	039009	4	Seal, Cable 14-18 AWG Weatherpack
046668	1	Beacon, Rotating	044182	1	Handle, Ergonomic w/ Rocker & 2 PB Switches
000765	1 ft.	Loom, Corrogated .250 ID Black	021259	2	Pin, Terminal (Waytek)
046669	2	Terminal, Connector .250 Slide	008615	0.167 ft.	Tube, Heat Shrink .187
046670	1	Light, License w/ Harness	007045	1	Wire, End Plug
046689	2	Reflector, Red Reflex	001622	4	Bolt, Stove 3/16 x 1
039123	3	Switch, Toggle SPST	006468	4	Washer, Flat 3/16
038752	1	Switch, Backup Alarm	002811	4	Washer, Lock 3/16
043328	1	Sheet, Backup Alarm Mount	006467	4	Nut, Hex 3/16
001191	2	Nut, Hex 5/16	047419	1	Mirror, External CE
001870	2	Washer, Lock 5/16	027013	2	Washer, Lock 1/8
001651	2	Washer, Flat 5/16	047352	1	Sheet, Reare License 153
039122	1	Fuse, Automotive 10 Amp (5 per pack)	047351	1	Sheet, Rear License 105 / 245
043330	1	Sheet, Backup Alarm Spacer	048031	1	Plate, Mirror Bracket
017204	1	Decal, Slow Moving Vehicle, One Piece Type	001651	2	Washer, Flat 5/16
043330	2	Sheet, Backup Alarm Spacer	001678	2	Bolt, Hex 5/16 x 1 1/2
015885	2	Bolt, Stove 3/16 x 3/4	001870	2	Washer, Lock 5/16
963662	1	Bar, Switch Activating Assy.	044513	1	Bolt, Erg. Handle
006393	2	Nut, Hex 7/16			
047414	1	Bolt, Switch Activator			
044323	1	Nut, Jam			
046835	1	Sheet, SMV			
021907	4	Screw, Self-Tapping 5/16 - 18 x 5/8 Type 1			
046728	2	Sheet, Light Mount			
019029	4	Bolt, Hex			
021029	1	Washer, Lock			
001643	4	Washer, Flat			
046899	2	Sheet, Cover w/ Thomas			
031744	4	Screw, Hex Head, Tapping			

PART	QTY	DESCRIPTION
U-2700	1	Kit, Lamp Driving:
047418	2	Lamp, Driving E Approved

PURIFIER

8.18

PART	QTY	DESCRIPTION
U-2513	1	Kit, Purifier:
046309	1	Muffler / Purifier Assembly
044898	1	Gasket, Steel, Muffler
047824	1	Pipe, Exhaust
026759	1	Clamp, Muffler 3"

PART	QTY	DESCRIPTION
U-2766	1	Kit, Mirror External Rear View:
001622	2	Bolt, Stove 3/16 x 1
006468	2	Washer, Flat 3/16
002811	2	Washer, Lock 3/16
006467	2	Nut, Hex 3/16
047419	1	Mirror, External CE
048031	1	Plate, Mirror Bracket
001651	2	Washer, Flat 5/16
001678	2	Bolt, Hex 5/16 x 1 1/2
001870	2	Washer, Lock 5/16

MIRROR, INTERNAL REAR VIEW

8.20

PART	QTY	DESCRIPTION
U-2767	1	Kit, Mirror Internal Rear View:
024229	1	Mirror, Rear View
007473	1	Bolt, Flat Head 3/16 x 1
006467	1	Nut, Hex 3/16
002811	1	Washer, Lock 3/16

PART	QTY	DESCRIPTION
U-2711	1	Suspension Seat:
047523	1	Seat, Suspension
039904	1	Harness, Seat Switch Wire
040581	1	Clip, Cable 3/8" for 5/16" Bolt
963883	1	Seat Mount Assy
042070	3	Knob, Black w/ Stud 5/16" 8 x 3/4
963884	1	Front Bulhead Assy.
U-2716	1	Kit, Suspension Seat Field:
047523	1	Seat, Suspension
039904	1	Harness, Seat Switch Wire
040581	1	Clip, Cable 3/8" for 5/16" Bolt
963883	1	Seat Mount Assy
042070	3	Knob, Black w/ Stud 5/16" 8 x 3/4
963884	1	Front Bulhead Assy.
U-2712	1	Seat Belt 2" for Suspension Seat:
047524	1	Belt, Safety 2"
U-2713	1	Seat Belt 3" for Suspension Seat:
047525	1	Belt, Safety 3"

NUMERICAL INDEX

NUMERICAL INDEX

PART NUMBER / SECTION	PART NUMBER / SECTION	PART NUMBER / SECTION	PART NUMBER / SECTION
73.....8.2	1194.....3.4 (B)	1642.....2.1 (A)	1651.....8.6
261.....1.1	1194.....7.2	1642.....2.1 (A)	1651.....8.7
261.....1.7	1194.....7.3	1642.....2.1 (A)	1651.....8.16
407.....1.1	1205.....3.4 (A)	1643.....1.1	1651.....8.16
407.....7.3	1205.....3.4 (B)	1643.....1.2	1651.....8.19
415.....4.3 (A)	1350.....1.6	1643.....1.7	1662.....3.4 (A)
415.....8.12	1350.....2.3	1643.....1.8	1662.....3.4 (B)
555.....8.12	1361.....1.7	1643.....2.3	1671.....1.4
698.....4.1	1364.....2.1 (B)	1643.....3.4 (A)	1672.....4.4
765.....8.2	1364.....2.1 (A)	1643.....3.4 (B)	1672.....2.1 (B)
765.....8.6	1386.....3.2	1643.....4.2	1672.....2.1 (A)
765.....8.12	1387.....1.1	1643.....4.4	1673.....1.7
765.....8.15	1387.....7.3	1643.....8.12	1673.....8.12
765.....8.16	1457.....4.1	1643.....8.16	1673.....2.1 (B)
810.....4.4	1458.....1.3	1643.....2.1 (B)	1673.....2.1 (A)
820.....1.7	1529.....7.3	1643.....2.1 (A)	1675.....4.6 (A)
821.....1.7	1546.....3.3	1643.....2.1 (A)	1675.....4.6 (B)
821.....8.3	1622.....8.7	1647.....1.5	1677.....2.1 (B)
1064.....1.9	1622.....8.16	1647.....7.3	1677.....2.1 (A)
1190.....1.6	1622.....8.19	1650.....1.5	1677.....2.1 (A)
1190.....1.7	1626.....2.2	1650.....1.7	1678.....1.2
1190.....8.7	1630.....2.2	1650.....1.9	1678.....8.16
1191.....4.8 (B)	1630.....2.4	1650.....2.4	1678.....8.19
1191.....8.6	1630.....3.4 (B)	1650.....3.4 (A)	1680.....1.3
1191.....8.7	1630.....8.3	1650.....3.4 (B)	1680.....2.1 (B)
1191.....8.16	1630.....8.11	1650.....8.2	1680.....2.1 (A)
1193.....1.7	1630.....2.1 (B)	1650.....8.3	1773.....4.1
1193.....1.8	1630.....2.1 (A)	1650.....8.11	1803.....4.8 (A)
1193.....3.4 (B)	1630.....2.1 (A)	1650.....8.12	1803.....4.8 (B)
1193.....4.2	1642.....1.1	1650.....2.1 (B)	1870.....1.6
1193.....7.2	1642.....1.7	1650.....2.1 (A)	1870.....1.7
1193.....7.3	1642.....3.4 (B)	1651.....1.2	1870.....2.2
1193.....8.12	1642.....4.2	1651.....1.6	1870.....3.4 (A)
1193.....2.1 (B)	1642.....7.2	1651.....1.7	1870.....3.4 (B)
1193.....2.1 (A)	1642.....7.3	1651.....4.4	1870.....4.1
1194.....1.1	1642.....8.12	1651.....4.8 (B)	1870.....4.4
1194.....3.4 (A)	1642.....2.1 (B)	1651.....8.2	1870.....4.8 (A)

PART NUMBER / SECTION	PART NUMBER / SECTION	PART NUMBER / SECTION	PART NUMBER / SECTION
1870.....4.8 (B)	2823.....1.2	6393.....8.16	7465.....1.2
1870.....4.8 (B)	2835.....1.2	6393.....2.1 (B)	7465.....1.4
1870.....8.6	2898.....1.5	6394.....2.1 (B)	7465.....1.8
1870.....8.7	3189.....1.2	6394.....2.1 (A)	7465.....3.4 (A)
1870.....8.16	3237.....8.12	6467.....8.3	7465.....3.4 (B)
1870.....8.16	3273.....8.6	6467.....8.7	7465.....4.4
1870.....8.19	3297.....4.7	6467.....8.16	7465.....4.6 (A)
2008.....2.1 (B)	3321.....1.3	6467.....8.19	7465.....4.6 (B)
2008.....2.1 (A)	3321.....4.4	6467.....8.20	7465.....2.1 (B)
2010.....1.3	3625.....8.2	6468.....8.7	7465.....2.1 (A)
2010.....1.4	3627.....8.12	6468.....8.16	7465.....2.1 (A)
2010.....1.6	4398.....8.7	6468.....8.19	7473.....8.20
2010.....4.7	4842.....3.4 (A)	6608.....4.8 (A)	7667.....4.8 (A)
2010.....4.5	4842.....3.4 (B)	6608.....4.8 (B)	7667.....4.8 (B)
2011.....1.3	5170.....1.9	6608.....5.3	7723.....3.4 (A)
2279.....1.9	5170.....8.2	6608.....8.12	7723.....2.1 (B)
2279.....8.2	5170.....8.3	6645.....1.5	8104.....5.1
2279.....8.3	5170.....8.11	6645.....1.9	8280.....7.3
2279.....8.10	5170.....2.1 (A)	6645.....2.4	8613.....1.3
2279.....8.12	5405.....2.2	6645.....3.4 (A)	8613.....1.4
2279.....2.1 (B)	5405.....8.11	6645.....8.2	8613.....1.5
2279.....2.1 (A)	5406.....2.1 (B)	6645.....8.3	8613.....2.4
2338.....2.1 (B)	5406.....2.1 (A)	6645.....8.11	8613.....3.3
2443.....2.1 (A)	5803.....2.1 (B)	6645.....2.1 (B)	8613.....3.4 (A)
2580.....2.2	5832.....1.11	6645.....2.1 (A)	8613.....3.4 (B)
2593.....2.2	5832.....3.2	6650.....7.3	8613.....4.1
2663.....1.5	6081.....3.4 (A)	7019.....1.11	8613.....4.4
2663.....1.7	6081.....3.4 (B)	7019.....1.11	8613.....5.4
2663.....1.9	6081.....4.4	7045.....8.3	8613.....5.4
2663.....8.3	6081.....7.3	7045.....8.16	8615.....8.3
2663.....8.11	6081.....8.6	7124.....4.8 (A)	8615.....8.6
2663.....2.1 (A)	6086.....1.6	7124.....4.8 (B)	8615.....8.16
2811.....8.3	6086.....1.7	7124.....5.3	8704.....3.3
2811.....8.7	6268.....7.1	7124.....8.12	8705.....3.3
2811.....8.16	6268.....7.3	7458.....1.3	14620.....2.1 (B)
2811.....8.19	6377.....3.1	7458.....1.4	14620.....2.1 (A)
2811.....8.20	6393.....8.7	7458.....8.2	14797.....1.1

NUMERICAL INDEX

PART NUMBER / SECTION	PART NUMBER / SECTION	PART NUMBER / SECTION	PART NUMBER / SECTION
14866.....4.2	16771.....4.6 (A)	20235.....1.5	22470.....1.9
14866.....4.4	16771.....4.6 (B)	20856.....1.7	22653.....1.3
14866.....5.1	16771.....7.3	20860.....1.2	22734.....3.3
14866.....5.1	16771.....8.2	20860.....1.3	23012.....2.1 (B)
14866.....5.3	16771.....2.1 (B)	20861.....1.3	23012.....2.1 (A)
14866.....8.12	16771.....2.1 (A)	20861.....1.5	23194.....1.1
14867.....5.1	16771.....2.1 (A)	20861.....1.7	23301.....Decal Section
14867.....5.3	16989.....1.2	20861.....2.1 (B)	23307.....Decal Section
14867.....5.3	17144.....1.1	20861.....2.1 (A)	23308.....Decal Section
14867.....8.12	17144.....4.2	21004.....1.9	23309.....Decal Section
14869.....8.4	17204.....8.16	21028.....2.3	23310.....Decal Section
14877.....3.2	17340.....3.3	21028.....7.1	23312.....Decal Section
14898.....4.1	17422.....1.7	21028.....7.2	23321.....Decal Section
14898.....8.12	17438.....4.6 (B)	21029.....7.1	23324.....Decal Section
15103.....4.8 (B)	17441.....4.6 (B)	21029.....7.3	23325.....Decal Section
15149.....8.3	17493.....8.2	21029.....8.16	23326.....Decal Section
15433.....4.1	17633.....1.5	21029.....2.1 (B)	23385.....1.3
15433.....4.8 (A)	17940.....8.15	21128.....4.4	23385.....1.7
15433.....4.8 (B)	18274.....6.2	21128.....5.1	23385.....4.4
15750.....1.5	18318.....1.1	21174.....2.1 (B)	23452.....1.5
15750.....8.3	18455.....1.5	21174.....2.1 (A)	23772.....2.3
15880.....2.1 (B)	19029.....7.1	21259.....8.3	23772.....2.1 (B)
15885.....8.3	19029.....8.16	21259.....8.12	23772.....2.1 (A)
15885.....8.16	19226.....4.3 (B)	21259.....8.16	23861.....1.1
15931.....1.5	19226.....4.6 (A)	21554.....7.3	24229.....8.20
15931.....1.7	19226.....4.6 (B)	21557.....7.3	24264.....1.1
15931.....8.4	19226.....4.8 (A)	21558.....7.3	24615.....4.6 (B)
16019.....8.2	19226.....4.8 (B)	21559.....2.1 (B)	24790.....2.3
16601.....8.12	19232.....4.3 (A)	21701.....4.1	24790.....7.1
16608.....1.5	19232.....4.3 (B)	21701.....5.3	24914.....3.4 (A)
16686.....6.1	19232.....4.3 (B)	21701.....8.12	24914.....3.4 (B)
16771.....1.2	19232.....4.8 (A)	21907.....8.16	24980.....4.4
16771.....1.3	19232.....4.8 (B)	22071.....3.4 (A)	25011.....4.4
16771.....1.4	19586.....8.2	22117.....5.4	25011.....5.1
16771.....2.2	19949.....1.1	22280.....4.8 (A)	25091.....7.3
16771.....4.3 (A)	19949.....7.3	22280.....4.8 (B)	25104.....3.3
16771.....4.3 (B)	20232.....4.1	22448.....3.2	25460.....Decal Section

PART NUMBER / SECTION	PART NUMBER / SECTION	PART NUMBER / SECTION	PART NUMBER / SECTION
255892.1 (A)	290935.4	304703.4 (A)	332692.1 (B)
256183.2	290935.4	304743.4 (A)	332692.1 (A)
257621.7	292418.9	304853.4 (A)	338314.3 (A)
258423.4 (A)	293165.3	304853.4 (B)	338314.3 (B)
258425.4	293168.12	304873.4 (A)	338314.6 (A)
258433.4 (A)	293175.3	304873.4 (B)	338314.6 (B)
258433.4 (B)	293178.12	305494.1	338314.8 (A)
258453.3	293185.3	305498.14	338314.8 (B)
258454.1	293188.12	306414.7	338504.2
260413.3	293195.3	308003.4 (A)	338504.4
260423.2	293198.12	310443.3	33859Decal Section
261742.2	293205.3	310453.3	338684.7
261883.2	293208.12	311568.2	338825.3
262024.1	293613.2	311668.2	338825.3
263153.1	293842.1 (A)	311678.2	338828.12
263153.2	293842.1 (A)	314881.2	349034.1
265093.2	294374.8 (A)	314891.2	349194.1
265103.2	294374.8 (B)	317441.5	349197.3
265494.3 (B)	294375.3	317441.7	352434.2
265494.6 (B)	294378.12	317448.3	354261.2
266415.1	294763.4 (A)	317448.16	354491.9
267158.2	294763.4 (B)	320701.7	354492.2
267371.1	294773.4 (A)	32275Decal Section	354514.7
268345.1	294773.4 (B)	324784.1	354514.5
270138.7	297908.5	325114.7	354898.3
270138.16	298342.1 (B)	326008.3	355307.3
289793.4 (A)	298614.7	326718.2	358215.1
289793.4 (B)	298964.5	326728.2	358838.11
290293.2	299716.2	326828.2	358832.1 (B)
290641.11	299728.2	329063.3	358832.1 (A)
290641.11	299822.1 (B)	329073.3	358842.2
290652.1 (B)	300442.2	329204.1	358848.11
290652.1 (A)	300448.11	329688.3	358842.1 (A)
290662.1 (B)	300442.1 (B)	329688.12	35885Decal Section
290662.1 (A)	300442.1 (A)	331534.7	35886Decal Section
290933.4 (A)	302364.5	331554.7	362734.6 (B)
290933.4 (B)	302664.4	332692.4	363364.3 (A)

NUMERICAL INDEX

PART NUMBER / SECTION	PART NUMBER / SECTION	PART NUMBER / SECTION	PART NUMBER / SECTION
363364.3 (B)	383034.8 (A)	387616.1	39191Decal Section
364224.1	383034.8 (B)	387684.1	39192Decal Section
36598Decal Section	383038.2	387946.1	39196Decal Section
366264.6 (B)	383572.1 (B)	387971.6	391991.9
366265.1	383865.1	388342.4	392068.6
367135.1	383895.1	388557.1	395371.5
367334.1	383934.8 (B)	388556.2	395406.2
36841Decal Section	384092.1 (B)	388706.2	395461.6
368534.8 (B)	384102.1 (B)	388716.2	395561.7
37010Decal Section	384112.1 (B)	390048.12	395571.7
37059Decal Section	384122.1 (B)	390058.8	398408.9
37060Decal Section	384132.1 (B)	390078.8	398406.2
370704.2	384142.1 (B)	390078.12	398688.4
371046.2	384207.2	390098.6	398698.4
371678.2	384724.1	390098.12	398788.12
371843.4 (A)	384724.6 (A)	390098.16	398808.6
371843.4 (B)	384724.6 (B)	390108.8	398808.15
372064.1	384724.8 (A)	391088.8	398918.3
372066.2	384724.8 (B)	391098.6	398998.6
372066.2	384728.2	391098.12	398998.9
372084.1	385161.8	391098.16	399018.6
372438.3	385166.2	391108.6	399018.15
372758.3	385418.2	391108.12	399041.8
374728.15	385532.4	391216.2	399048.21
375968.3	385533.4 (A)	391228.2	399078.4
375978.3	385533.4 (B)	391228.6	399726.1
376018.2	385601.5	391228.7	401831.7
376068.2	385611.5	391228.12	403202.4
376338.2	385691.8	391228.15	403231.9
378081.5	385698.8	391228.16	403371.6
378542.1 (B)	385776.1	391226.2	405818.21
378542.1 (A)	385874.2	391236.1	406141.3
38043Decal Section	385884.2	391238.16	406528.2
38044Decal Section	386001.8	391246.1	407228.2
383034.1	387528.7	391248.12	407371.5
383034.6 (A)	387528.16	391261.5	409088.4
383034.6 (B)	387526.2	391278.6	409098.4

PART NUMBER / SECTION	PART NUMBER / SECTION	PART NUMBER / SECTION	PART NUMBER / SECTION
40918.....6.1	41619.....1.7	42187.....6.2	42805.....6.2
40918.....8.6	41619.....1.8	42207.....2.1 (B)	42812.....5.2 (A)
40921.....1.1	41627.....1.1	42207.....2.1 (A)	42813.....5.2 (A)
40922.....1.1	41627.....6.2	42208.....2.1 (B)	42850.....4.7
40960.....2.1 (B)	41704.....1.7	42211.....2.1 (B)	42851.....4.7
40960.....2.1 (B)	41705.....8.15	42321.....4.1	42907.....4.6 (B)
40970.....Decal Section	41706.....8.15	42322.....4.3 (A)	42908.....5.2 (A)
41007.....8.12	41738.....Decal Section	42322.....4.3 (B)	42918.....5.2 (A)
41008.....8.12	41778.....Decal Section	42350.....1.3	42931.....1.8
41017.....8.12	41791.....1.7	42422.....7.1	43004.....1.7
41018.....8.12	41792.....8.3	42433.....6.1	43005.....1.7
41018.....8.15	41853.....3.4 (A)	42434.....6.1	43005.....8.3
41022.....8.12	41853.....3.4 (B)	42435.....6.1	43033.....4.3 (A)
41023.....8.15	41956.....1.2	42442.....6.1	43033.....4.3 (B)
41024.....1.1	41988.....4.4	42443.....2.4	43033.....8.2
41024.....8.12	41989.....4.4	42443.....2.1 (B)	43066.....8.2
41042.....2.4	42047.....2.3	42443.....2.1 (A)	43066.....8.12
41042.....3.4 (B)	42061.....4.6 (A)	42453.....5.4	43164.....5.2 (A)
41042.....2.1 (B)	42061.....4.6 (B)	42491.....1.6	43165.....5.2 (A)
41042.....2.1 (A)	42064.....6.2	42546.....3.4 (B)	43166.....5.2 (A)
41045.....Decal Section	42065.....6.1	42556.....4.2	43167.....5.2 (A)
41064.....Decal Section	42070.....1.8	42557.....4.2	43168.....5.2 (A)
41065.....Decal Section	42070.....8.21	42561.....1.1	43169.....5.2 (A)
41066.....Decal Section	42070.....6.2	42561.....7.3	43170.....5.2 (A)
41123.....Decal Section	42076.....4.3 (A)	42571.....1.1	43203.....5.3
41290.....1.3	42076.....4.3 (B)	42572.....1.1	43203.....8.12
41291.....1.3	42076.....4.6 (A)	42573.....1.1	43327.....8.7
41318.....1.3	42076.....4.6 (B)	42574.....1.1	43328.....8.7
41347.....8.15	42076.....8.2	42625.....4.3 (A)	43328.....8.16
41391.....1.3	42089.....4.8 (A)	42625.....4.3 (B)	43330.....8.7
41392.....1.3	42089.....4.8 (B)	42737.....7.3	43330.....8.16
41544.....Decal Section	42091.....4.6 (A)	42767.....5.2 (A)	43330.....8.16
41545.....Decal Section	42091.....4.6 (B)	42788.....4.4	43337.....8.7
41546.....Decal Section	42107.....Decal Section	42795.....5.2 (A)	43384.....2.1 (A)
41547.....Decal Section	42108.....Decal Section	42804.....6.2	43495.....4.4
41548.....Decal Section	42158.....4.4	42805.....2.1 (B)	43536.....4.6 (A)
41576.....Decal Section	42187.....8.7	42805.....2.1 (A)	43536.....4.6 (B)

NUMERICAL INDEX

PART NUMBER / SECTION	PART NUMBER / SECTION	PART NUMBER / SECTION	PART NUMBER / SECTION
435364.8 (A)	438291.4	443472.1 (B)	447604.4
435364.8 (B)	438301.4	443472.1 (A)	447617.1
435394.2	438402.3	443482.1 (B)	447622.2
435395.3	439034.3 (A)	443482.1 (A)	447892.2
435398.12	439034.3 (B)	443492.1 (B)	447971.7
435404.2	439034.6 (A)	443492.1 (A)	448052.1 (B)
435414.2	439034.6 (B)	443558.10	448157.3
435581.8	439034.8 (A)	443573.1	448167.1
435583.1	439034.8 (B)	443583.1	448207.1
435583.2	440228.13	443842.1 (B)	448217.1
435584.1	440238.13	443842.1 (A)	448232.1 (B)
435597.3	440611.6	443852.1 (B)	448242.1 (B)
435704.6 (A)	441188.2	443852.1 (A)	448287.1
435704.6 (B)	441483.1	444357.1	448507.3
435714.8 (A)	441812.1 (A)	444367.1	448517.3
435714.8 (B)	441816.2	444625.3	448527.3
436311.4	441828.6	444628.12	448771.7
436324.5	441828.12	444734.9	448946.2
436331.4	441828.16	445032.1 (B)	448947.4
436341.3	441822.1 (A)	445138.6	448956.2
436341.4	441826.2	445132.1 (B)	448957.4
436351.4	442378.4	445132.1 (A)	448966.2
436361.3	442488.9	445201.7	448967.4
436361.4	442703.3	445704.5	448977.3
436371.4	442728.9	44615Decal Section	448977.4
437148.9	442738.9	446427.4	448987.2
437214.9	442795.2 (A)	446744.8 (A)	448988.18
437224.9	442815.2 (A)	446744.8 (B)	448987.4
437234.9	442868.11	446754.8 (A)	448997.3
437244.9	442992.2	446754.8 (B)	448997.4
437598.16	442994.9	447067.3	449007.3
437714.5	443112.1 (B)	447107.3	449007.4
43776Decal Section	443112.1 (A)	447447.3	449017.1
43791Decal Section	443238.7	447457.3	449017.3
438082.1 (B)	443238.16	447467.3	449017.4
438124.9	443358.10	447476.2	449027.3
438144.9	443458.4	447567.1	449027.4

PART NUMBER / SECTION	PART NUMBER / SECTION	PART NUMBER / SECTION	PART NUMBER / SECTION
40918.....6.1	41619.....1.7	42187.....6.2	42805.....6.2
40918.....8.6	41619.....1.8	42207.....2.1 (B)	42812.....5.2 (A)
40921.....1.1	41627.....1.1	42207.....2.1 (A)	42813.....5.2 (A)
40922.....1.1	41627.....6.2	42208.....2.1 (B)	42850.....4.7
40960.....2.1 (B)	41704.....1.7	42211.....2.1 (B)	42851.....4.7
40960.....2.1 (B)	41705.....8.15	42321.....4.1	42907.....4.6 (B)
40970.....Decal Section	41706.....8.15	42322.....4.3 (A)	42908.....5.2 (A)
41007.....8.12	41738.....Decal Section	42322.....4.3 (B)	42918.....5.2 (A)
41008.....8.12	41778.....Decal Section	42350.....1.3	42931.....1.8
41017.....8.12	41791.....1.7	42422.....7.1	43004.....1.7
41018.....8.12	41792.....8.3	42433.....6.1	43005.....1.7
41018.....8.15	41853.....3.4 (A)	42434.....6.1	43005.....8.3
41022.....8.12	41853.....3.4 (B)	42435.....6.1	43033.....4.3 (A)
41023.....8.15	41956.....1.2	42442.....6.1	43033.....4.3 (B)
41024.....1.1	41988.....4.4	42443.....2.4	43033.....8.2
41024.....8.12	41989.....4.4	42443.....2.1 (B)	43066.....8.2
41042.....2.4	42047.....2.3	42443.....2.1 (A)	43066.....8.12
41042.....3.4 (B)	42061.....4.6 (A)	42453.....5.4	43164.....5.2 (A)
41042.....2.1 (B)	42061.....4.6 (B)	42491.....1.6	43165.....5.2 (A)
41042.....2.1 (A)	42064.....6.2	42546.....3.4 (B)	43166.....5.2 (A)
41045.....Decal Section	42065.....6.1	42556.....4.2	43167.....5.2 (A)
41064.....Decal Section	42070.....1.8	42557.....4.2	43168.....5.2 (A)
41065.....Decal Section	42070.....8.21	42561.....1.1	43169.....5.2 (A)
41066.....Decal Section	42070.....6.2	42561.....7.3	43170.....5.2 (A)
41123.....Decal Section	42076.....4.3 (A)	42571.....1.1	43203.....5.3
41290.....1.3	42076.....4.3 (B)	42572.....1.1	43203.....8.12
41291.....1.3	42076.....4.6 (A)	42573.....1.1	43327.....8.7
41318.....1.3	42076.....4.6 (B)	42574.....1.1	43328.....8.7
41347.....8.15	42076.....8.2	42625.....4.3 (A)	43328.....8.16
41391.....1.3	42089.....4.8 (A)	42625.....4.3 (B)	43330.....8.7
41392.....1.3	42089.....4.8 (B)	42737.....7.3	43330.....8.16
41544.....Decal Section	42091.....4.6 (A)	42767.....5.2 (A)	43330.....8.16
41545.....Decal Section	42091.....4.6 (B)	42788.....4.4	43337.....8.7
41546.....Decal Section	42107.....Decal Section	42795.....5.2 (A)	43384.....2.1 (A)
41547.....Decal Section	42108.....Decal Section	42804.....6.2	43495.....4.4
41548.....Decal Section	42158.....4.4	42805.....2.1 (B)	43536.....4.6 (A)
41576.....Decal Section	42187.....8.7	42805.....2.1 (A)	43536.....4.6 (B)

PART NUMBER / SECTION	PART NUMBER / SECTION	PART NUMBER / SECTION	PART NUMBER / SECTION
44903.....6.2	46300.....2.1 (A)	47276.....8.4	47619.....8.13
44903.....7.4	46301.....Decal Section	47332.....8.16	47620.....8.13
44904.....4.4	46309.....8.18	47333.....8.16	47760.....2.2
44904.....7.3	46353.....2.1 (B)	47336.....6.2	47789.....Decal Section
44908.....7.1	46353.....2.1 (A)	47351.....8.16	47792.....5.1
44909.....7.1	46389.....1.5	47352.....8.16	47792.....5.2 (B)
44935.....4.9	46431.....8.13	47389.....1.10	47825.....7.2
44936.....4.9	46435.....1.11	47392.....1.10	47859.....Decal Section
44937.....4.9	46435.....1.11	47393.....1.10	47911.....4.1
44937.....8.11	46438.....1.11	47394.....1.10	47912.....4.1
44956.....7.3	46439.....1.11	47395.....1.10	47952.....1.2
44960.....6.1	46447.....3.1	47400.....1.10	47961.....4.4
44961.....6.1	46448.....3.1	47401.....1.10	47997.....5.3
44979.....2.2	46455.....3.1	47402.....1.10	47997.....8.12
46005.....8.11	46456.....4.1	47403.....1.10	48021.....1.10
46006.....8.11	46482.....1.7	47404.....1.10	48022.....1.10
46014.....7.3	46566.....5.1	47405.....1.10	48023.....1.10
46015.....7.3	46566.....5.4	47406.....1.10	48031.....8.16
46031.....5.3	46567.....3.4 (B)	47407.....1.10	48031.....8.19
46031.....8.12	46579.....5.2 (B)	47408.....1.10	48167.....1.10
46032.....5.3	46580.....5.1	47409.....1.10	48194.....1.10
46032.....8.12	46580.....5.2 (B)	47410.....1.10	48204.....7.2
46035.....5.3	46668.....8.16	47411.....1.10	48275.....1.8
46035.....8.12	46669.....8.16	47412.....1.10	48276.....1.8
46106.....2.2	46670.....8.16	47414.....8.7	48466.....7.4
46116.....4.8 (B)	46686.....6.1	47414.....8.16	48467.....2.1 (A)
46117.....4.9	46689.....8.16	47418.....8.17	48467.....6.2
46118.....4.8 (B)	46728.....8.16	47419.....8.16	48468.....2.1 (A)
46120.....4.9	46831.....6.1	47419.....8.19	48468.....6.2
46125.....4.9	46835.....8.16	47422.....1.8	48478.....5.4
46159.....2.2	46836.....6.1	47426.....8.11	952766.....3.1
46165.....4.8 (B)	46899.....8.16	47426.....2.1 (A)	953780.....8.3
46227.....1.2	47050.....8.3	47435.....4.9	954434.....3.3
46251.....3.4 (B)	47266.....Decal Section	47468.....6.1	956137.....2.1 (B)
46251.....5.4	47266.....Decal Section	47523.....8.21	956137.....2.1 (A)
46290.....2.1 (A)	47271.....7.3	47524.....8.21	956429.....3.3
46299.....2.1 (A)	47275.....8.4	47525.....8.21	956659.....3.4 (A)

NUMERICAL INDEX

PART NUMBER / SECTION	PART NUMBER / SECTION	PART NUMBER / SECTION	PART NUMBER / SECTION
9566593.4 (B)	9617625.1	9628852.1 (A)	9636628.16
9566603.4 (A)	9617635.1	9628867.3	9636816.1
9566603.4 (B)	9617674.6 (B)	9628877.3	9636826.1
9577853.2	9617744.3 (A)	9628902.1 (B)	9637758.3
9583368.3	9617744.3 (B)	9628902.1 (A)	9637868.3
9586743.2	9617764.3 (B)	9628917.1	9638028.1
9587221.9	9617774.6 (B)	9629034.3 (A)	9638322.2
9587241.9	9617784.6 (B)	9629034.3 (B)	9638818.1
9590732.1 (B)	9618331.3	9629044.3 (A)	9638838.21
9590732.1 (A)	9618341.3	9629044.3 (B)	9638848.21
9604753.2	9619044.4	9630592.2	9639002.2
9604972.4	9619282.1 (B)	9631061.7	9639052.2
9604982.4	9619374.3 (B)	9631082.3	9640801.2
9608372.1 (B)	9622664.1	9632294.2	9640871.7
9608372.1 (A)	9622665.1	9632295.1	9641114.8 (B)
9608511.9	9622665.3	9632304.3 (A)	9641135.1
9613218.12	9622694.4	9632304.3 (B)	9641144.2
9613255.3	9622695.1	9632314.3 (A)	9641144.4
9614994.6 (A)	9622704.2	9632324.6 (A)	9641145.3
9614994.6 (B)	9622704.4	9632324.6 (B)	9641154.1
9615101.9	9623131.4	9632385.3	9641154.4
9615963.4 (A)	9623495.3	9632385.3	9641165.1
9615963.4 (B)	9623535.3	9632395.3	9641175.1
9616141.2	9623608.12	9632408.12	9641185.1
9616936.2	9624095.3	9632567.2	9641194.1
9617422.4	9625033.4 (A)	9632661.7	9641195.1
9617475.1	9625033.4 (B)	9632668.11	9641204.1
9617475.3	9626753.1	9633432.1 (A)	9641205.1
9617484.2	9626763.1	9633442.1 (A)	9641305.3
9617604.6 (A)	9627252.1 (B)	9633462.1 (B)	9642821.2
9617604.6 (B)	9627262.1 (B)	9633462.1 (A)	U-23261.3
9617604.8 (A)	9627612.1 (B)	9633482.1 (A)	U-24698.2
9617604.8 (B)	9628552.1 (B)	9633492.1 (A)	U-24788.5
9617614.6 (A)	9628742.1 (A)	9633938.1	U-24818.7
9617614.6 (B)	9628827.3	9634251.11	U-24828.8
9617614.8 (A)	9628842.1 (B)	9634647.3	U-24868.9
9617614.8 (B)	9628857.3	9636141.5	U-24888.10

PART NUMBER / SECTION	PART NUMBER / SECTION	PART NUMBER / SECTION	PART NUMBER / SECTION
U-2496.....8.11			
U-2509.....8.13			
U-2510.....8.13			
U-2513.....8.18			
U-2515.....8.14			
U-2539.....8.15			
U-2560.....8.13			
U-2563.....8.13			
U-2674.....8.3			
U-2676.....8.1			
U-2682.....8.6			
U-2686.....8.12			
U-2689.....8.4			
U-2694.....8.16			
U-2700.....8.17			
U-2711.....8.21			
U-2712.....8.21			
U-2713.....8.21			
U-2714.....8.13			
U-2715.....8.13			
U-2716.....8.21			
U-2766.....8.19			
U-2767.....8.20			